

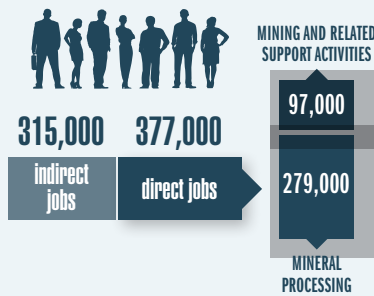


# 10

## KEY FACTS on Canada's Minerals Sector

### 1 EMPLOYMENT 692,000 jobs

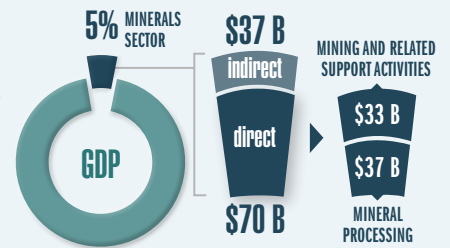
In 2020, the minerals sector directly and indirectly accounted for 692,000 jobs throughout the country in urban, rural and remote regions.



Source: Statistics Canada  
For more information: [Employment in Canada's minerals sector](#)

### 2 GROSS DOMESTIC PRODUCT \$107 B


In 2020, the minerals sector directly and indirectly contributed \$107 billion or 5% to Canada's total nominal GDP.



Source: Statistics Canada  
For more information: [Nominal GDP in the minerals sector](#)

### 3 CRITICAL MINERALS Vital for the economy

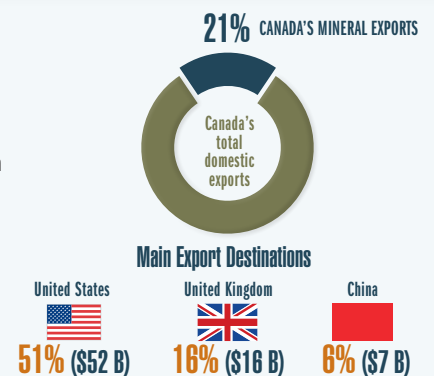
Canada is primed to capitalize on rising global demand for critical minerals that will power low-carbon and digitized economies. Canada is a key global producer of copper, nickel and cobalt, and hosts advanced mineral projects for rare earth elements, lithium and graphite. Canada is looking to leverage its sustainable mining prowess to develop competitive supply chains and value-added products across a range of sectors.



For more information: [Critical Minerals](#)

### 4 EXPORTS \$102 B


Valued at \$102 billion in 2020, mineral exports accounted for 21% of Canada's total domestic exports.



Source: Natural Resources Canada calculations, based on Statistics Canada data  
For more information: [Trade](#)

### 5 INVESTMENT \$12 B

In 2020, the minerals sector invested \$12 billion in new capital construction and in machinery and equipment, accounting for 5% of total non-residential capital investment in Canada.



Source: Natural Resources Canada calculations, based on Statistics Canada data  
For more information: [Minerals Sector Investment](#)

### 6 CANADIAN MINING ASSETS \$263 B


In 2019, publicly traded Canadian-based companies had total mining and exploration assets of \$263 billion. About two-thirds (\$178 billion) were located abroad.



Source: Natural Resources Canada estimates, based on company filings  
For more information: [Canadian Mining Assets](#)

### 7 PRODUCTION \$44 B

In 2020, mineral production totalled \$44 billion. Canada produces some 60 minerals and metals at about 200 mines and 6,500 sand and gravel pits and stone quarries.



Sources: Natural Resources Canada; Statistics Canada; U.S. Geological Survey; World Nuclear Association (reference year 2019)  
For more information: [Canadian Mineral Production](#)

### 8 EXPLORATION \$2.1 B

In 2020, Canada's mineral exploration and deposit appraisal expenditures amounted to \$2.1 billion.



Canada — a leader in worldwide exploration

Canadian-headquartered companies accounted for 34% of global non-ferrous exploration budgets.

Canada was the destination for 15% of global non-ferrous exploration budgets.

Sources: Natural Resources Canada; S&P Global Market Intelligence  
For more information: [Canadian Mineral Exploration](#)

### 9 FINANCING \$7.5 B

The Toronto Stock Exchange (TSX) and TSX Venture Exchange (TSXV) are the world's number one mining and exploration listing venues, where 34% (\$7.5 billion) of the world's total equity capital was raised in 2020.



Source: TMX Group  
For more information: [Financing](#)

### 10 INDIGENOUS PARTICIPATION 16,500 jobs

The minerals industry is an important employer of Indigenous peoples, providing jobs to over 16,500 individuals. Indigenous people account for 12% of mining's labour force, amongst the highest representation by industry.



501 agreements  
2000 ← → 2020

An estimated 501 agreements were signed between mining and exploration companies and Indigenous communities or governments.

Source: Natural Resources Canada, Statistics Canada (2016 Census)  
For more information: [Indigenous participation](#)