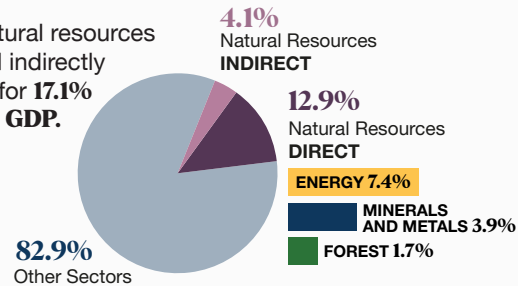




# 10 KEY FACTS on Canada's Natural Resources

## 1. Gross Domestic Product

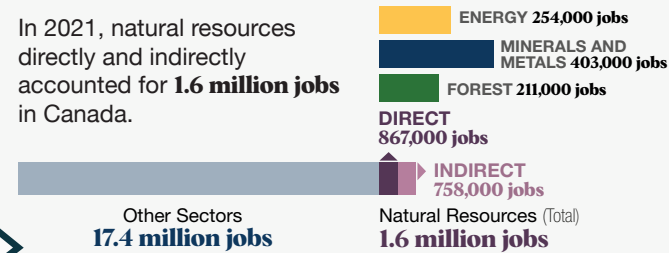
In 2021, natural resources directly and indirectly accounted for **17.1% of nominal GDP**.



**Data Source:** Natural Resources Canada estimates, based on Statistics Canada data (National Accounts)

## 2. Employment

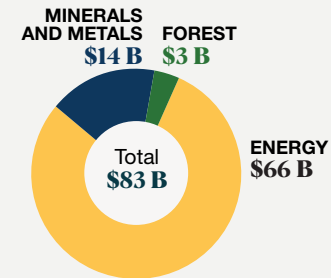
In 2021, natural resources directly and indirectly accounted for **1.6 million jobs** in Canada.



**Data Source:** Natural Resources Canada estimates, based on Statistics Canada data (National Accounts)

## 3. Capital Expenditures

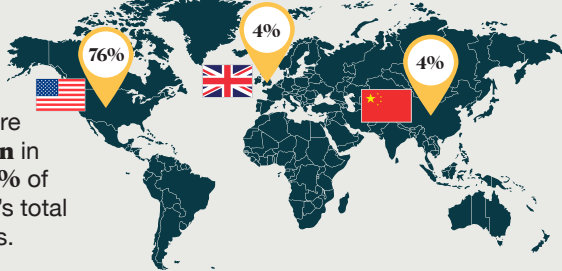
In 2021, natural resource companies invested **\$83 billion**, representing **30%** of total non-residential capital investment in Canada.



**Data Source:** Natural Resources Canada calculations, based on Statistics Canada data (Tables: 34-10-0035-01 and 34-10-0036-01)

## 6. Exports

Canada's natural resource exports were valued at **\$319 billion** in 2021, comprising **51%** of the value of Canada's total merchandise exports.



**Data Source:** Natural Resources Canada calculations, based on Statistics Canada data

## 5. Revenues

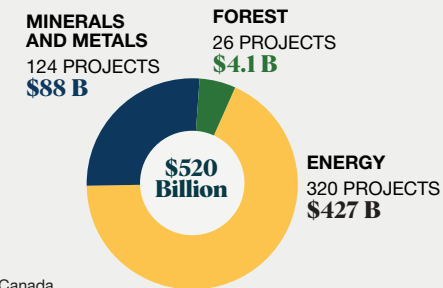
Governments derived **\$20.1 billion** annually on average from the natural resource sector from 2015-2019.



**Data Source:** Natural Resources Canada estimates based on data from Statistics Canada, the Canadian Association of Petroleum Producers, the Mining Association of Canada, the Canadian Council of Forest Ministers.

## 4. Major Projects

There are **470 major resource projects** under construction or planned over the next 10 years in Canada, worth **\$520 billion in investment**.



**Data Source:** Natural Resources Canada, provincial and territorial governments, specialized databases, various company websites, *Major Projects Planned or Under Construction 2022-2032*

## 7. Canadian Assets Abroad

The total value of publicly traded Canadian extractive company assets was **\$589 billion** in 2020.

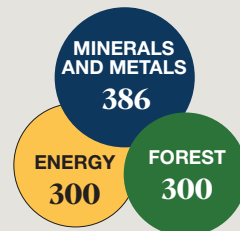
Of those assets, **\$240 billion** were located outside of Canada, in **111 countries**.



**Data Source:** Natural Resources Canada estimates based on company filings

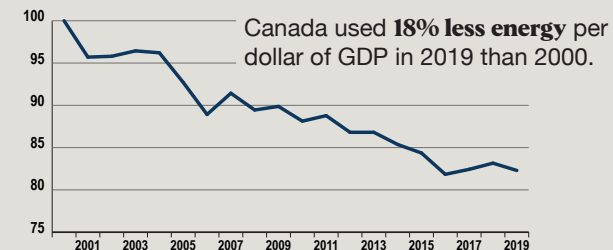
## 8. Resource Reliant Communities

In 2021, **909 communities** were economically reliant on at least one natural resource sector. Of those communities, 609 are either significantly or highly reliant on at least one of the natural resource sectors.



**Data Source:** Natural Resources Canada estimates  
\*Sector totals are not additive, as some communities are reliant on more than one resource sector.


## 9. Energy Intensity



**Data Source:** National Energy Use Database

## 10. Clean Technology

In 2020, clean technologies, clean energy, and environmental goods and services accounted for **\$67.5B (3.3%)** of Canada's nominal GDP and provided **323,000 jobs**. GDP from environmental goods & services grew by **47%** from 2010 to 2020, while GDP from Clean technology grew by **44%** over the same time.



Average annual compensation per job in the sector was **\$96,281**, **40% higher** than the national average. The value of exports from the sector grew by **88%** from **\$7.6B in 2010 to \$14.3B in 2020**.

**Data Source:** Statistics Canada Environmental and Clean Technology Products Economic Account. Statistics Canada Tables: Table: 36-10-0629-01, Table: 36-10-0632-01, Table: 36-10-0627-01.

Totals may not add up due to rounding. Economic activity associated with coal and uranium mining are categorized with the minerals and metals sector.

Note: the method for calculating indirect GDP and employment was altered for the 2022 version of 10 Key Facts on Canada's Natural Resources, and the indicators are not comparable to previous versions. Under the revised methodology, the natural resources sector accounted for 14.3% of 2020 nominal GDP and 1.56 million jobs in 2020.

© His Majesty the King in Right of Canada, as represented by the Minister of Natural Resources, 2022