

# **Overview of North American Energy Trade Statistics: Methodologies and Characteristics**

Trilateral MOU Concerning Cooperation on Energy Information,  
Subgroup A: Energy Trade Statistics

**Contents**

- 1. Introduction..... 1
- 2. Canada ..... 1
  - 2.1 Statistics Canada: Environment, Energy and Transportation Statistic Division ..... 1
  - 2.2 National Energy Board ..... 5
  - 2.3 Statistics Canada: International Merchandise Trade Statistics ..... 9
  - 2.4 Summary of existing data flows and exchanges between data providers..... 13
- 3. Mexico ..... 17
  - 3.1 Energy Regulatory Commission (CRE)..... 17
  - 3.2 National Center for Energy Control (CENACE)..... 18
  - 3.3 Petróleos Mexicanos (PEMEX)..... 19
  - 3.4 National Institute of Statistics and Geography ..... 27
- 4. United States..... 32
  - 4.1 U.S. Energy Information Administration – Crude oil and petroleum products ..... 32
  - 4.2 U.S. Energy Information Administration - Natural Gas..... 37
  - 4.3 U.S. Energy Information Administration - Electricity ..... 37
  - 4.4 U.S. Census Bureau..... 37

## 1. Introduction

A recent commitment, in the form of a memorandum of understanding between the Department of Natural Resources of Canada, the Department of Energy of the United States and the Secretariat of Energy of the United Mexican States, has called for greater collaboration on energy information. More specifically, one of the areas of cooperation identified is a systematic comparison of respective export and import information of energy to validate publicly available data and improve data quality.

There are many sources of energy trade statistics in each country and the following document serves as an overview of these sources and explains the various methodologies underlying the data.

## 2. Canada

### 2.1 Statistics Canada: Environment, Energy and Transportation Statistics Division

The Environment, Energy and Transportation Statistics Division (EETSD) of Statistics Canada is responsible for Canada's Energy Statistics Program. Under this program, it collects and publishes many energy related statistics. Those identified below contain information on international trade in crude petroleum, natural gas, natural gas liquids (NGLs), and electricity.

#### 2.1.1 Data sources, collection and classification

Data published by the Energy Statistics Program rely on a combination of various monthly surveys and administrative data. The following is an overview of the surveys or programs which feed various statistical products including energy trade statistics.

##### **Monthly Oil Pipeline Transport (MOILP, [survey 2148](#))**

**Population:** All pipelines in Canada crossing provincial and national boundaries involved in the receipt and delivery of crude oils, liquefied petroleum gases (LPGs) and refined petroleum products.

**Sampling:** This survey is a census. Data are collected for all units of the target population, therefore no sampling is done.

**Data sources:** Responding to this survey is mandatory. Data are collected directly from survey respondents.

##### **Gas Utilities/Transportation and Distribution Systems (MNGAS, [survey 2149](#))**

**Population:** The universe is comprised of all companies classified under the North American Industry Classification System (NAICS) as operating in natural gas distribution (NAICS 221210) or in natural gas pipeline transportation (NAICS 486210).

**Sampling:** This survey is a census with a cross-sectional design. Data are collected for all units of the target population, therefore no sampling is done.

**Data sources:** Responding to this survey is mandatory. Data are collected directly from survey respondents.

**Monthly Refined Petroleum Products (MRPP, [survey 2150](#)),**

**Population:** The universe is comprised of all refiners and major distributors of refined petroleum products in Canada. The list of survey respondents is updated regularly to ensure a total coverage of refining operations and a sufficiently wide coverage of major distributors of these products. Industries covered include those classified to NAICS sub-sector 324 Petroleum and Coal Products Manufacturing comprised of establishments primarily engaged in transforming crude petroleum and coal into intermediate and end-products. It also includes industries in sub-sector 412 Petroleum Product Wholesaler-Distributors comprised of establishments primarily engaged in wholesaling crude oil, LPGs, heating oil and refined petroleum products.

**Sampling:** This survey is a census with a cross-sectional design. Data are collected for all units of the target population, therefore no sampling is done.

**Data source:** Responding to this survey is mandatory. Data are collected directly from survey respondents.

**Monthly Crude Oil and Natural Gas (MCONG, [survey 2198](#)),**

**Population:** The survey accounts for all crude oil and natural gas production, conventional or non-conventional, offshore or on land, in Canada classified under NAICS sub-sector 211 Oil and Gas Extraction.

**Sampling:** This survey is a census with a cross-sectional design. Data are collected for all units of the target population, therefore no sampling is done.

**Data sources:** Data are extracted from administrative files.

Data on the supply of crude oil and natural gas are compiled from information provided in a tabular form by federal, provincial and territorial authorities responsible for the regulation of the production of these commodities for provinces and territories within their respective jurisdictions. Data are provided by the following organizations:

- Canada - Newfoundland and Labrador Offshore Petroleum Board
- Canada - Nova Scotia Offshore Petroleum Board
- New Brunswick Department of Energy and Mines
- Ontario Oil Gas and Salt Resource Library
- Manitoba department of Mineral Resources
- Saskatchewan Ministry of the Economy
- Alberta Energy Regulator
- British Columbia Ministry of Energy and Mines
- The National Energy Board (NEB) provides data for the Northwest Territories

**Monthly Electricity ([survey 2151](#))**

**Population:** The universe consists of all generators of 20,000 MWh/year or more of electricity and/or those who have imports, exports or inter-provincial transactions in electricity. These account for most of the generation, and all imports, exports and interprovincial movements of electric

energy. Starting in 2016, the general threshold will be changed to 500 KWh/year and to 100 KWh/year for solar generation.

**Sampling:** This survey is a census (of the defined population).

**Data sources:** Responding to this survey is mandatory. Data are collected directly from survey respondents.

#### **Electrical Supply and Disposition – Annual ([survey 2194](#)),**

**Population:** The universe consists of electric utilities and industrial establishments that generate and/or distribute electricity of 500 KWh/year or more.

**Sampling:** This survey is a census with a cross-sectional design.

**Data sources:** Responding to this survey is mandatory. Data are collected directly from survey respondents.

### **2.1.2 Energy export and import statistics**

#### **Crude petroleum**

1. CANSIM Table 126-0001 Supply and disposition of crude oil and equivalent
  - Import figures are sourced from the MRPP survey and are specifically imports by refineries. They therefore do not include imports of condensates/diluents destined for oil sands producing regions.
  - Exports to the United States by Petroleum Administration for Defense Districts (PADD) and non-U.S. destinations, by province. Export data is sourced from MOILP for pipeline exports and combined with NEB data for non-pipeline exports.
  - Published series aggregate crude oil, condensate and pentanes plus
  - Timeliness: reference month + 70 days (on average), Units: cubic metres x 1,000, Frequency: monthly
2. CANSIM Table 133-0003 Summary of pipeline movements, and CANSIM Table 133-0004 Receipts and disposition of crude oil and pentanes plus, by source
  - Data is from MOILP and captures the import of crude oil going to refineries through pipelines (crossing the border in Quebec) and condensates/diluents imported to the oil sands through pipelines, as well as exports to the United States by pipeline.
  - Published series aggregate crude oil, condensate and pentanes plus
  - Timeliness: reference month + 50 days (on average), Units: cubic metres, Frequency: monthly
3. CANSIM Table 134-0001 Refinery supply of crude oil and equivalent
  - Contains refinery imports by country from the MRPP survey. Condensates imported by a refinery are included, but any imports to destinations other than refineries are not..
  - Includes equivalent hydrocarbons (condensate and pentanes plus)
  - Timeliness: reference month + 84 days (on average), Units: cubic metres, Frequency: monthly

## **NGLs**

1. CANSIM Table 128-0012 Supply and demand of NGLs
  - Imports and exports of gas plant NGLs
  - Covering gas plant propane, butanes and ethane;
  - For Canada and provinces
  - Timeliness: reference year + 11 plus months, Units: mega litres, Frequency: annual
  
2. CANSIM Table 132-0001 Supply and demand for NGLs and LPGs, (terminated after February 2013)
  - Imports and exports of NGLs from gas plants and liquefied petroleum gases from refineries
  - Covering propane, butanes and ethane
  - Series starts in 1989, terminated in 2013
  - Units: 1,000 cubic metres, Frequency: monthly
  
3. CANSIM Table 133-0003 Summary of pipeline movements
  - Imports and exports of LPGs and refined petroleum products
  - Units: cubic metres, Frequency: monthly
  
4. CANSIM Table 134-0004 Supply and disposition of refined petroleum products
  - Refinery imports and exports of propane and butanes
  - Occasionally reported subject to confidentiality
  - Units: cubic metres, Frequency: monthly

## **Natural gas**

1. CANSIM Table 131-0001 Supply and disposition of natural gas
  - Total imports by province, exports by province
  - Data source is the NEB for imports, and a combination of survey based and NEB statistics for exports
  - Timeliness: reference month + 70 days (on average), Units: cubic metres x 1,000,000  
Frequency: monthly
  
2. CANSIM Table 129-0002 Receipts and disposition of natural gas utilities
  - Contains exports and imports of natural gas via pipeline by province
  - Data source is gas utilities survey MNGAS
  - Timeliness: reference month + 59 days (on average), Units: cubic metres x 1,000  
Frequency: monthly
  
3. CANSIM Table 129-0004 Exports and imports of natural gas to and from the United States
  - Data source is the NEB for imports, and a combination of survey based and NEB statistics for exports
  - Includes import and export values in dollars
  - Timeliness: reference month + 59 days (on average), Units: cubic metres x 1,000  
Frequency: monthly

## Electricity

1. CANSIM Table 127-0008 Supply and disposition of electric power, electric utilities and industry
  - Total imports and exports of electricity to and from the United States, by province
  - Sourced from the Electrical Supply and Disposition – Annual ([survey 2194](#)), and reports trade from electric utilities and industrial establishments that generate and/or distribute electricity
  - Timeliness: reference year + 10 months (on average), Units: quantity in MWh, value in dollars  
Frequency: annual
  
2. CANSIM Table 127-0003 Electric power generation, receipts, deliveries and availability of electricity
  - Includes purchased and other receipts from the United States, and deliveries to the United States. Available by province of origin (for exports) and province of destination (for imports)
  - Provincial estimates based entirely on NEB data; however some suppression applied by Statistics Canada leads to lower trade totals when compared with published NEB data
  - Sourced from the Monthly Electricity – (survey 2151)  
Timeliness: reference month + 55 days (on average), Units: quantity in MWh, Frequency: monthly

### 2.1.3 Additional notes

EETSD's crude oil supply and disposition table includes crude oil and other similar hydrocarbon mixtures including pentanes plus and synthetic crude oil. The U.S. Energy Information Administration (EIA) however includes pentanes plus as part of NGLs.

Most of Canada's crude oil exports are shipped using pipelines; however in recent years an increasing proportion was moved via alternate methods. As mentioned in section 2.2.1, the non-U.S. destined, and non-pipeline portion of EETSD trade statistics is sourced from NEB data.

EETSD data for natural gas exports are also composed by combining Statistics Canada survey data with administrative NEB data. Dollar values when provided are either completely from the NEB, or derived using an NEB unit price and multiplied with a volume from the MNGAS survey.

EETSD does not report any liquefied natural gas (LNG) statistics, however they are included in pipeline movements once imported LNG is converted to gaseous form.

## 2.2 National Energy Board

The NEB authorizes and regulates energy trade through long-term licences, permits, and short-term orders. As part of the terms and conditions, holders of these regulatory instruments must submit, on a monthly basis, information regarding their export and import activity. The NEB uses the information to fulfill its regulatory mandate. In addition, the NEB compiles data, shares aggregated data with Statistics Canada and other government organizations, and makes statistical information available to industry and the general public.

### 2.2.1 Energy export and import statistics

The NEB publishes monthly export statistics for crude oil, natural gas, NGLs and electricity, and monthly import statistics for natural gas including LNG and electricity. Other import data, when made publicly available, are sourced from EETSD.

Although the NEB has the authority to regulate the export and import of crude oil, refined petroleum products, natural gas and NGLs under Part VI of the NEB Act, the Part VI (Oil and Gas) Regulations exempt the importation of crude oil, refined petroleum products and NGLs so only the importation of natural gas currently requires authorization from the NEB.

These data flows are available in terms of volume, value and unit value at the national level, and some are also available at more detailed geographic breakdowns such as the provincial level, by (Canadian) province or U.S. region/PADD.

#### Crude petroleum

Population: all export licence and order holders

Frequency: monthly, quarterly, annual

Units: cubic metres, cubic metres per day

Products:

1. Crude Oil - Total Exports / Crude Oil - Total Exports per Day
  - Total exports by heavy or light crude oil
  - Timeliness: reference month + 45 to 60 days
2. Crude Oil Disposition, Imports and Price Report, and
3. Disposition of Domestic Crude Oil and Imports
  - Timeliness: reference month + 111 days
  - Netback price of domestic crude oil exports by type
  - Exports by type, condensate, light sweet, light sour, heavy
  - More detailed geography, by U.S. destination, PADDs

#### NGLs

Population: all export licence and order holders

Frequency: monthly

Units: cubic metres, cents(CDN\$)/litre

Series started: January 1990

Timeliness: reference month +70 days

Products:

1. Propane and butane export volume by origin (of province) and mode of transportation
2. Propane and butane export volume by destination of U.S. PADD
3. Propane and butane export volume by province
4. Average price by province



## Natural gas

Population: all export and import licence and order holders

Frequency: monthly, annual

Units: cubic metres

Timeliness: reference month + 39 days (on average)

Products:

1. Natural Gas Exports - Historical Summary by Port (volumes, prices, purchaser type, region, term)
2. Natural Gas Imports - Historical Summary by Port (volumes, prices, term)
3. LNG - Shipment Details

## Electricity

Population: all export licence and permit holders

Frequency: monthly

Units: MWh, CDN\$, CDN\$/MWh

Series started: January 1990

Timeliness: reference month + 39 days (on average)

Products:

1. Table 1 - Exports and imports of electricity summary: quantity, value, unit value of exports and imports by exchange type
2. Table 2A - Export summary report: export quantity, value and unit value by source of province, by authorization, and by exchange type
3. Table 2B - Import summary report: import quantity, value and unit value by destination of province, by authorization, and by exchange type
4. Table 3A - Export sales summary report: quantity, value and unit value by source of (Canadian) province and destination of (U.S.) state
5. Table 3B - Import purchases summary report: quantity, value and unit value by source of (U.S.) state and destination of (Canadian) province

## National Energy Board Export and Import Reporting Regulations

The [National Energy Board Export and Import Reporting Regulations](#) list the information that holders of export or import orders, licences and permits must regularly report to the NEB.

### Crude Oil and Refined Petroleum Product Exports

The NEB authorizes oil exports by issuing Registered Oil Export (ROE) orders for periods of less than one year for light crude oil and less than two years for heavy crude oil. These exports occur under short-term orders due to the characteristics of the oil market. Currently, the NEB does not regulate oil imports.

Section 7 of the National Energy Board Export and Import Reporting Regulations *states that* every holder of a licence or an order for the exportation of oil shall submit to the NEB, on or before the last day of each month, an electronic report for the previous month that contains, for each licence and order, the following information:

- the licence or order number;

- in the case of oil other than refined petroleum products,
  - the crude oil stream exported,
  - the destination within the importing country,
  - the total quantity exported,
  - the mode of transport used in the exportation,
  - the point of sale,
  - the export price, in Canadian dollars, of the oil at the point of sale, and
  - the marine freight cost of the cost, insurance and freight (CIF) sales, in Canadian dollars;
- in the case of refined petroleum products,
  - the type of petroleum product exported
  - the total quantity exported, expressed in cubic metres,
  - the export price, in Canadian dollars, at the point of loading or injection into a pipeline,
  - the province where the exportation occurs,
  - the mode of transport, and
  - the country and the state/region (within the country) of the destination, and other items.

#### Natural Gas Exports and Imports

The export and import of natural gas are authorized by the NEB under either long-term licences or short-term orders. Long-term licences may be issued for up to 40 years subject to Governor-in-Council approval, while short-term orders for a maximum period of two years can be issued, without the approval of Governor-in-Council.

LNG imports are well described in the report “LNG – Shipment Details”, which states the country of origin, importer, volume of the shipment, etc.

Every holder of a licence or an order for the exports or imports of natural gas shall submit to the NEB, on or before the last day of each month, the following information for the previous month, for each licence and order and by point of importation or exportation:

- the licence or order number;
- the total quantity exported or imported;
- the value or price in Canadian dollars, at the international border, of all gas exported or imported;
- the average heating value;
- the province in which the gas was produced for exports and the country and state in which the gas was produced for imports;
- the geographical region within a country of destination to which gas was exported or within Canada for gas that was imported;
- the transportation costs associated with the gas exported; and other items.

#### Ethane, Propane and Butanes Exports

Propane, butanes and ethane are co-products extracted from natural gas processing. NEB approval is required for export, usually in the form of a short-term export order.

Every holder of a licence or an order for the exportation of propane or butanes shall submit to the NEB, on or before the last day of each month, a return for the previous month that contains, for each licence and order, the following information:

- the licence or order number;
- the total quantity exported;
- the export price for propane and butanes, export revenue for ethane, in Canadian dollars, at the point of loading or injection into a pipeline;
- the province where the exportation occurs;
- the country to which NGLs were exported, and the destination within the importing country for propane and butanes;
- the mode of transport used in the exportation;
- for propane and butanes, information respecting:
  - the opening and closing inventory levels;
  - the supply sources;
  - the final disposition of the propane and butanes; and
  - inter-provincial transfers of the propane and butanes; and
- other items.

### Electricity Exports and Imports

Normally, permits are issued to export electricity under a public written comment process. If the Governor-in-Council, after recommendation by the NEB, designates a particular application for licensing, the NEB may hold a public hearing, however, public hearings are no longer mandatory.

Every holder of a licence or permit for the exportation of electricity shall submit to the NEB, on or before the 15th day of each month, a return for the previous month that contains, for each licence or permit, the quantities and dollar value, in Canadian currency, of electricity exported and imported, by customer, by type (firm or interruptible) and by class of electricity transfer.

The NEB does not regulate electricity imports; however the NEB receives information from export holders on the electricity they import on a monthly basis. Electricity import data is collected by the NEB on behalf of Statistics Canada as per the “Memorandum of Understanding Concerning the Collection and Sharing of Information from Selected Surveys Between Statistics Canada and the NEB”. Under the terms of this agreement, the NEB collects the monthly data and shares it with Statistics Canada.

### **2.2.3 Additional notes**

Data providers at Statistics Canada rely on administrative NEB data, especially for non-U.S., non-pipeline exports. This information is provided to the statistical agency in a customized report which is available before being publicly available on the NEB website.

### **2.3 Statistics Canada: international merchandise trade statistics**

Published by the International Accounts and Trade Division (IATD) of Statistics Canada, customs based trade data is available on a monthly basis. This is one of the more timely sources of trade data, being released (on average) 35 days after a given reference month.

### **2.3.1 Population, data sources, collection and classification**

The target population for customs based trade data is all imports and exports of merchandise into and out of Canada. Data are collected for all units of the target population; therefore no sampling is done, making the source a census.

Customs data are extracted from administrative sources. Data on Canadian imports are transmitted from Canada Border Services Agency (CBSA) as they are collected using the B3 Canada Customs Coding Form.

Canada and the United States exchange import data; the import data of one partner country are used to derive the export data of the other. Canada's exports to the United States are compiled using U.S. import statistics (from the U.S. Customs Border Protection via the U.S. Census Bureau). Canadian exports to countries other than the United States are collected and transmitted by CBSA.

Customs based trade information is recorded using the Harmonised Commodity and Coding System (HS) of classification developed by the World Customs Organization (WCO). The most detailed level of information for exports is an HS-8 digit code, while for imports it is an HS-10 digit code. Information is aggregated according to the North American Product Classification System (NAPCS) and published in various tables under this classification, as well as being available in the elementary HS classification.

### **2.3.2 Energy export and import statistics**

Customs based energy export and import statistics can be found on this source's various products, including NAPCS aggregated data on CANSIM tables 228-0059 to 228-0068, and HS data on the Canadian International Merchandise Trade (CIMT) Database. HS level data is reported on quantity and value basis, while dollar values and volume and price indices are reported under the NAPCS.

#### Crude Petroleum

The unit of measure for HS based crude petroleum data is the cubic metre. In the past, Canada published a single export HS-8 code for crude petroleum:

HS 2709.00.00 Petroleum Oils and Oils from Bituminous Minerals, Crude

Starting with the release of January 2015 data however, this HS code will be broken down into three HS codes:

HS 2709.00.10: Having a relative density of 0.9042 or more (less than 25° API):

HS 2709.00.21: Having a relative density lower than 0.9042 (25° API or more), condensate derived wholly from natural gas

HS 2709.00.29 Other

Changes have also recently been made on the import HS-10 basis, as the number of codes has been reduced.

Effective on the January 2015 reference month, there are now three crude oil HS codes instead of six:

HS 2709.00.00.30 Petroleum oils and oils obtained from bituminous minerals, crude, having a relative density of 0.9042 or more (less than 25° API)

HS 2709.00.00.41 Petroleum oils and oils obtained from bituminous minerals, crude, having a relative density lower than 0.9042 (25° API or more): Condensate derived wholly from natural gas

HS 2709.00.00.49 Petroleum oils and oils obtained from bituminous minerals, crude, having a relative density lower than 0.9042 (25° API or more): Other

The HS for crude bitumen is HS 2714.10.00 Bituminous or oil shale and tar sands. However, when bitumen is mixed with diluent for shipment through a pipeline, traders will use one of the HS2709 codes above.

In the NAPCS aggregation, crude petroleum is found under the following hierarchy:

- Section C12 Energy Products,
  - ◆ Sub-section C121 Crude oil and crude bitumen,
    - Group 141 Crude oil and crude bitumen.

### NGLs

The import NAPCS Group 143 Natural gas liquids and related products, also contained in sub-section C122, includes the following HS codes:

- HS 2709.00.00.10 Condensate, derived wholly from natural gas
- HS 2711.11.00.00 Natural gas, liquefied
- HS 2711.12.10.00 Propane, liquefied, in containers ready for use
- HS 2711.12.90.00 Propane, liquefied, except in containers ready for use
- HS 2711.13.00.00 Butanes, liquefied
- HS 2711.19.10.00 Petroleum gases & other gaseous hydrocarbons, not elsewhere specified, liquefied, in containers ready for use
- HS 2711.19.90.00 Petroleum gases & other gaseous hydrocarbons, not elsewhere specified, liquefied, excluding in containers ready for use
- HS 2901.10.00.10 Butanes
- HS 2901.10.00.40 Ethane

The export NAPCS group contains the HS-8 equivalents of the above codes when available.

### Natural Gas

The unit of measure used by IATD for natural gas in a gaseous state is cubic metres.

Trade in this commodity is classified under the export HS 2711.21.00, and import HS 2711.21.00.00.

On a NAPCS basis, it is found under the following structure:

- Section C12 Energy Products,
  - ◆ Sub-section C122 Natural gas, natural gas liquids and related products,
    - Group 142 Natural gas.

American import data for natural gas is not provided by the U.S. Census Bureau and thus a report from Statistics Canada's EETSD (based on NEB numbers) is used. The final version of this report is only ready at reference month + 2, and so for a given reference month, the natural gas data published by IATD are estimates. The estimate is carried until when it is replaced by preliminary and final EETSD/NEB numbers.

In addition to improving estimation techniques for current month natural gas exports, nomination cycle based data is now being used as the main source to base initial estimates of export volumes. This cross border flow information is available on a next day basis, and has been shown to be an accurate source when compared with survey based numbers.

Imports of natural gas are based on the usual CBSA B3 data.

### Electricity

The HS code for electricity is HS 2716.00.00 Electrical energy.

It is the only HS code found in the following related NAPCS group:

- Section C12 Energy Products,
  - ◆ Sub-section C124 Electricity,
    - Group 145 Electricity.

Electricity export data is based on the NEB's Export Sales Summary Report (table 3A). This source is delayed by one month relative to the reference month, and an estimate is created for the reference month, and then replaced in the following release by the NEB based number. Similar to exports of natural gas, the United States does not provide their imports from Canada of electricity.

Electricity import data is based on the NEB's Import Summary Report (table 2B). Again, this source is received too late to be used for the reference month, thus the reference month -1 is updated with the NEB based number, and the reference month is simply a carry forward of this number until it is replaced the following month.

### **2.3.3 Additional notes**

It is worth noting the difference in customs based data and balance of payments (BOP) based data, both published from this source. Adjustments are made to raw customs data after being aggregated to the NAPCS classification, in order for the data to be consistent with the BOP concepts for Gross Domestic Product (GDP) calculation. Key differences exist between customs and BOP based data.

The U.S. EIA uses customs based data from the Census Bureau for its crude oil export statistics. Given the data sharing agreement between Canada and the United States. for customs trade information, the EIA is indirectly using Canadian import data for its published crude oil export (to Canada) series.

On a BOP basis, transactions are defined in terms of ownership change between residents and non-residents (i.e., BOP trade can sometimes occur completely within or outside of Canada).

On a customs basis, a transaction occurs when a good crosses the border. Other major differences involve the country of attribution for imports (BOP is country of shipment; customs is country of origin) and valuation (most notably, freight for BOP purposes is moved out of merchandise trade and into transportation services).

While the above methodologies apply to nearly all traded goods, special methodologies are sometimes applied for energy commodities.

A recent publication<sup>1</sup> explaining revisions in Statistics Canada’s customs based energy trade numbers explains that commodities shipped via pipelines can experience more significant revisions in subsequent months following initial release. This is because reporting for continuously transmitted commodities such as crude petroleum by customs brokers is granted more latitude with respect to the time. This means that export declarations can be made months after the goods moved, and leads to revisions on previously published numbers.

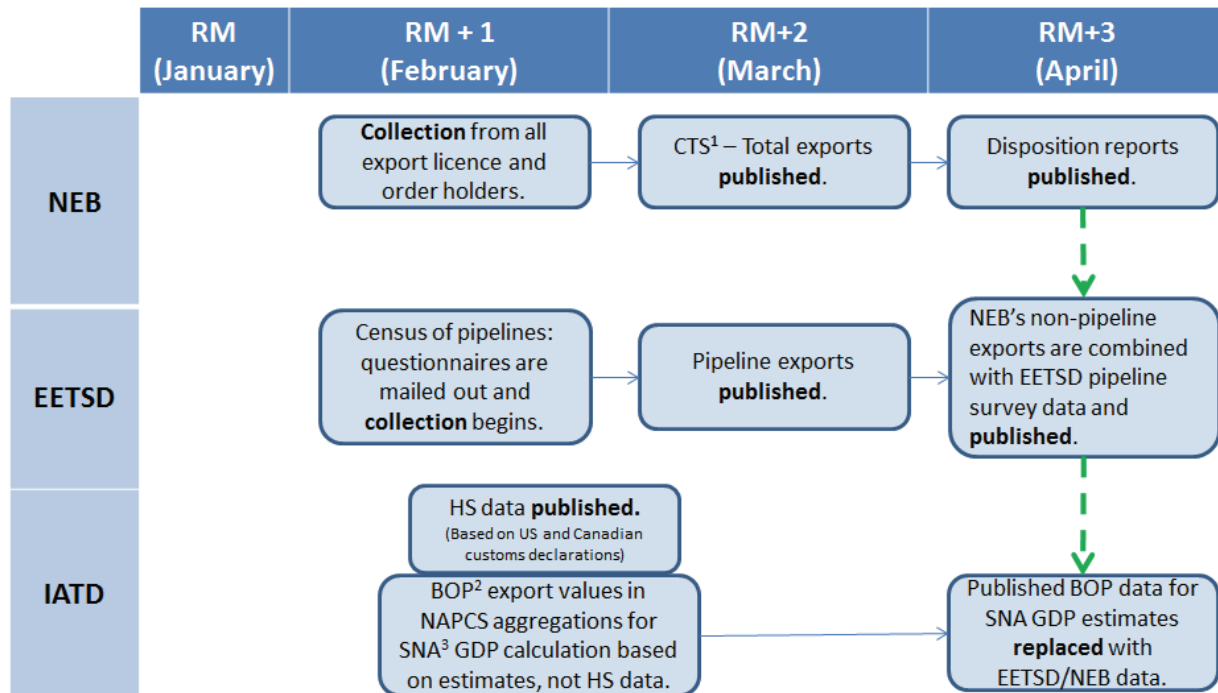
## **2.4 Summary of existing data flows and exchanges between data providers**

Different methodologies and data sharing arrangements between Canadian data providers are employed for different product types and can also differ between export and import flows. In addition to the detailed information provided in the preceding sections, flowcharts are provided below which map out on a conceptual level the data sources, collection instruments, as well as exchanges already in place between Canadian data providers.

---

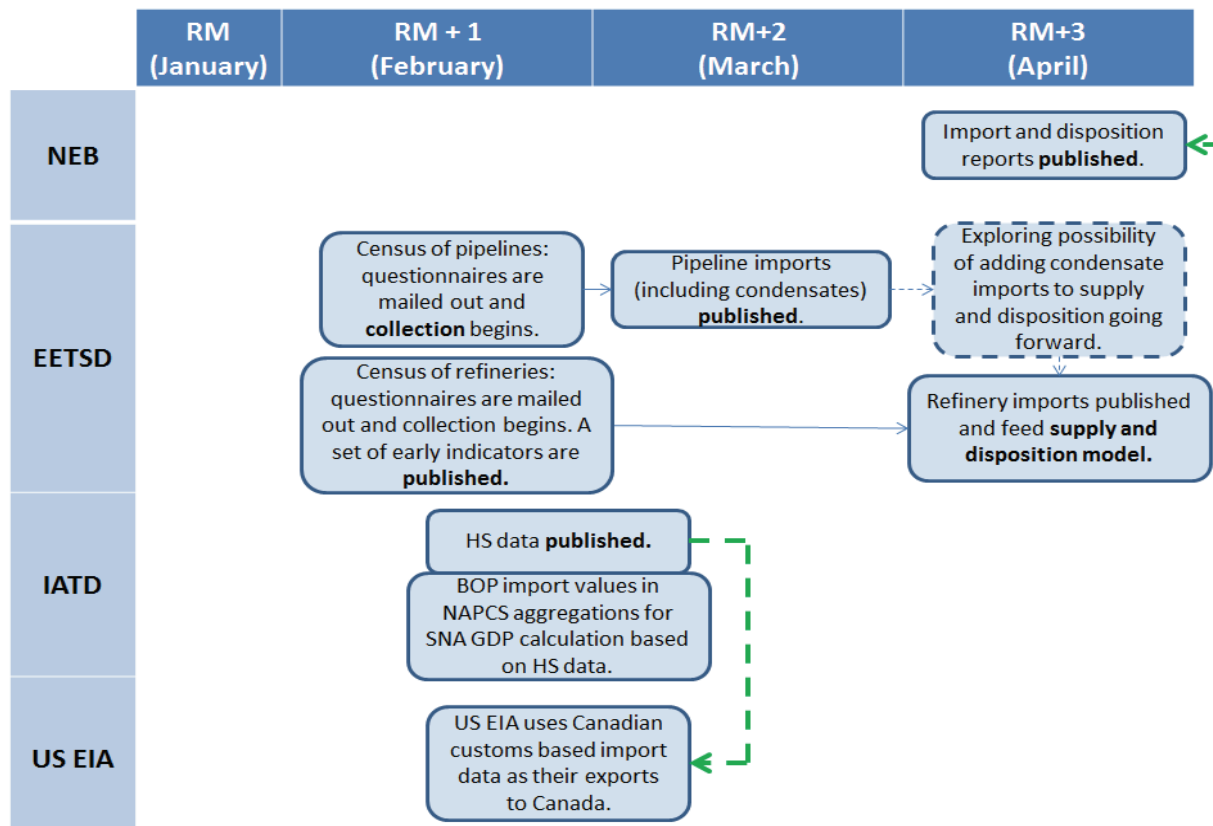
<sup>1</sup> “Revisions to trade data for crude oil and natural gas”. Statistics Canada, October 3, 2014.  
[www.statcan.gc.ca/pub/13-605-x/2014002/article/14100-eng.htm](http://www.statcan.gc.ca/pub/13-605-x/2014002/article/14100-eng.htm)

## Crude oil exports



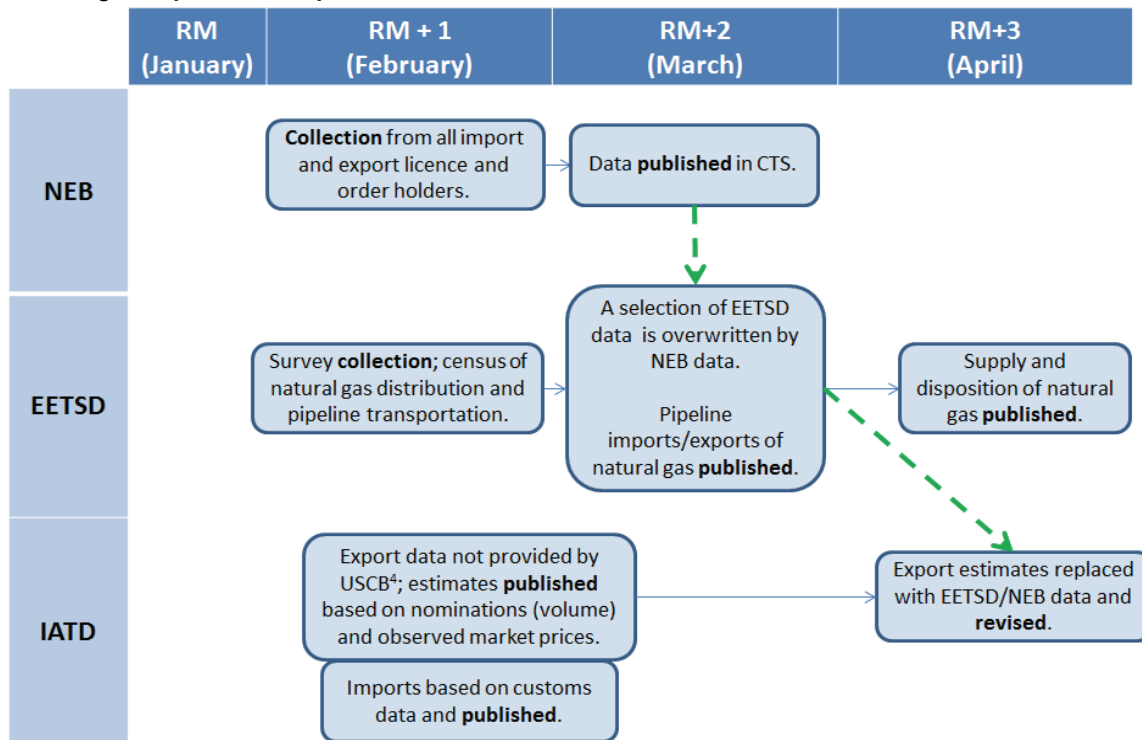
1. CTS is the National Energy Board's "Commodity tracking system" which is their main tool for releasing statistics as well as collecting from licence and order holders.
2. Balance of Payments is an input in the calculation of GDP. 3. SNA is the System of national accounts.

## Crude oil imports



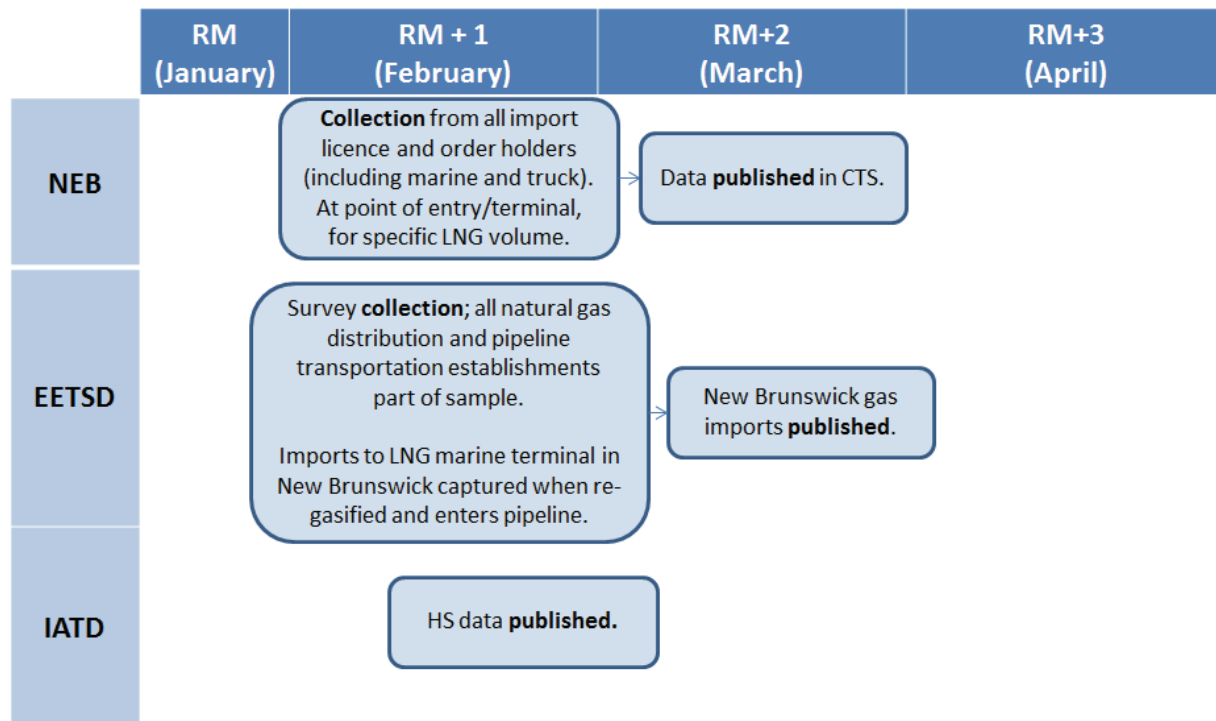


## Natural gas imports and exports

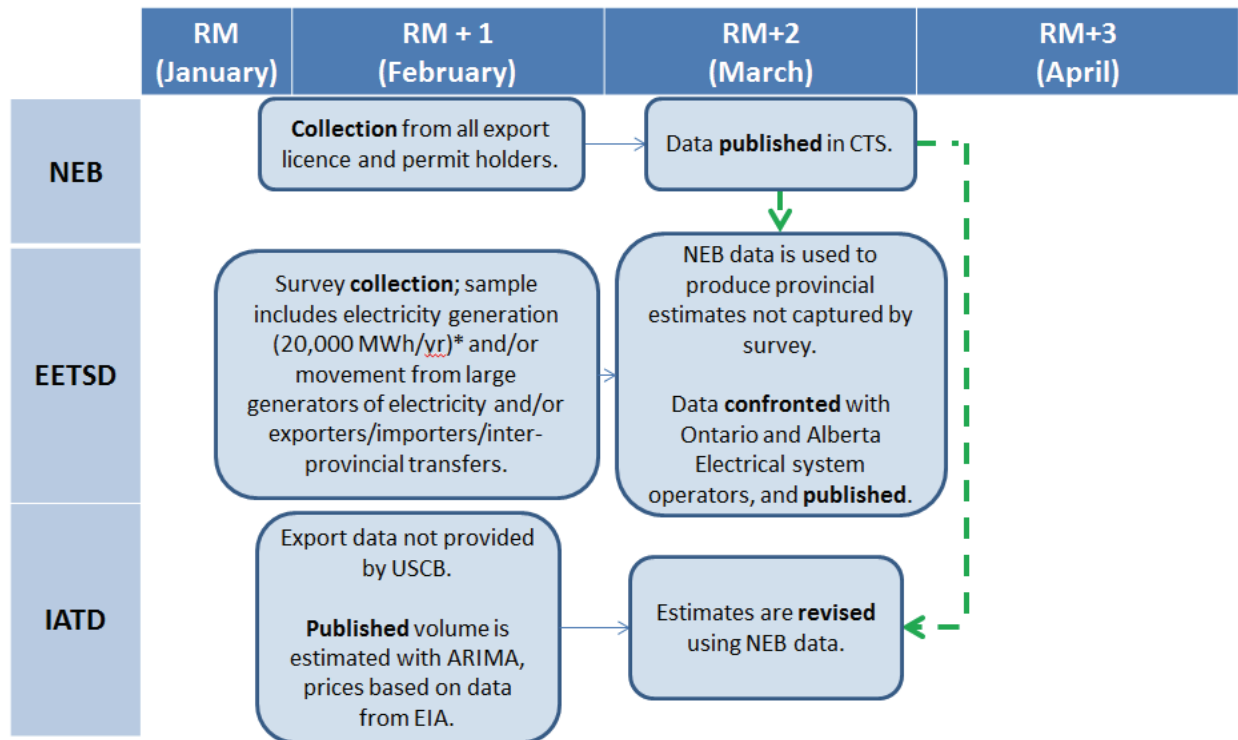


4. USCB refers to the United States Census Bureau, the official source for U.S. export and import statistics and regulations governing the reporting of exports from the U.S.

## Liquefied natural gas (LNG) imports

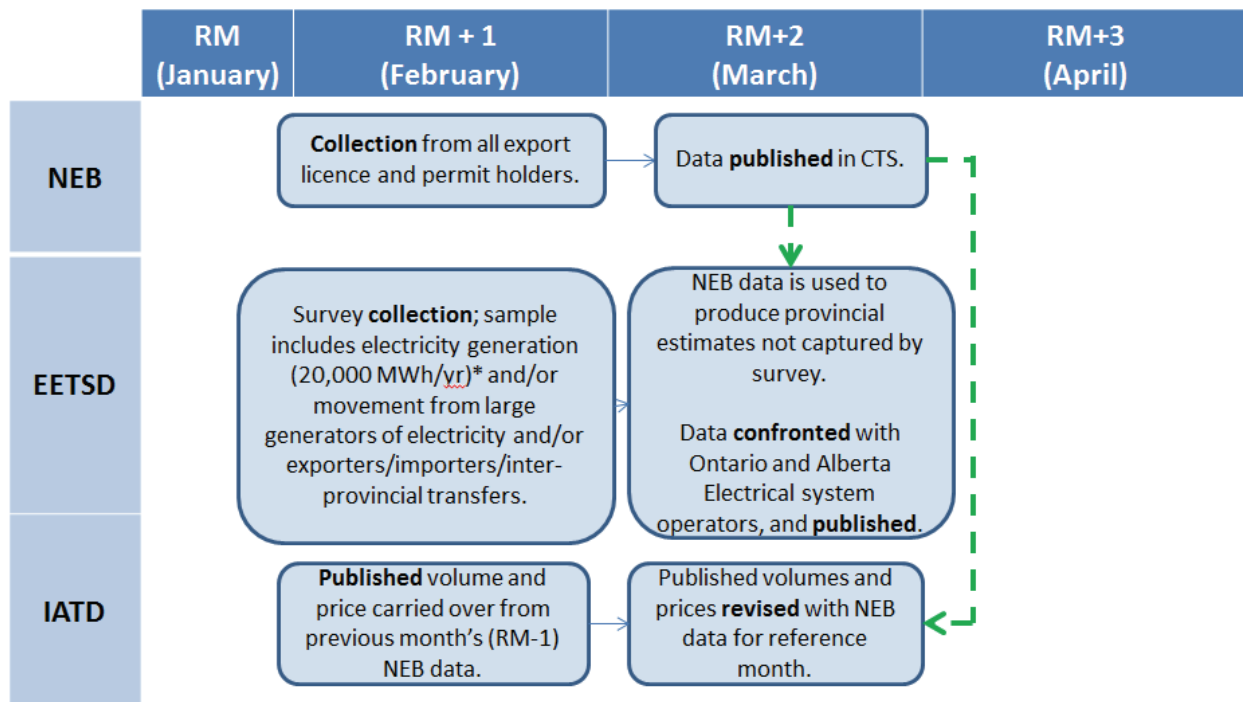


## Electricity exports



\* In 2016 the general threshold will be changed to 500 KWh/yr and 100 KWh/yr for solar generation.

## Electricity imports



\* In 2016 the general threshold will be changed to 500 KWh/yr and 100 KWh/yr for solar generation.

### 3. Mexico

#### 3.1 Energy Regulatory Commission (CRE)

##### Energy export and import statistics

The Comisión Reguladora de Energía (CRE) has monthly information about the volumes of imports and exports of natural gas, LPG & electricity. Permit holders are required to provide quarterly reports.

##### Natural gas

###### A. Natural gas

- **Definition:** The mix of gases that is obtained by extraction or industrial process, which is basically methane. This mix usually contains ethane, propane & butane. It may be associated or not associated with petroleum or mineral charcoal.
- **Reported flow:** Imports and exports of physical flows
- **Units:** Gigajoule or cubic metre.
- **Data includes:** Reports by permit-holders
- **Measurement point:** At the delivery point of a permit holder or the receipt point of a permit-holder, typically a city gate.
- **Reporting frequency:** Quarterly
- **Posted frequency:** Quarterly
- **Start date historical information:** 2007
- **Primary data source:** Permit holders
- **Country of origin:** Imports from the United States
- **Country of destination:** Exports to the United States
- **Entry point :** Reynosa, Tamps.; Nuevo Laredo, Tamps.; Piedras Negras, Coah.; Ciudad Juárez, Chih.; San Agustín Valdivia, Chih.; Naco, Son.; Nogales, Son. Y Mexicali, B.C.
- **Transport mode:** Pipeline
- **Data collection authority:** Established by the CRE in the Information Guidelines for Natural Gas.
- **Public availability:** CRE webpage: [www.cre.gob.mx/articulo.aspx?id=169](http://www.cre.gob.mx/articulo.aspx?id=169), tables are called "Comercio Exterior"

###### B. Liquefied Natural Gas

- **Definition:** Natural gas in liquid state under cryogenic conditions.
- **Reported flow:** Imports of physical flows
- **Units:** Gigajoule or cubic metre
- **Data includes:** Reports by permit-holders
- **Measurement point:** In the delivered point to the permit holder or the reception point of the permit-holder, that typically is the city gate.
- **Reporting frequency:** Quarterly
- **Primary data source:** Permit holders
- **Country of origin:** Qatar, Trinidad y Tobago, Egipto, Nigeria, Perú
- **Entry point:** LNG Terminals in Altamira, Tamps.; Manzanillo, Col. y Ensenada, B.C.
- **Transport mode:** Ship
- **Data collection authority:** Established by the CRE in the Information Guidelines for Natural Gas.
- **Available information:** Monthly series of imports and exports.
- **Public availability:** Not available.

## LPG

- **Definition:** The product that is obtained in the refining process of petroleum or from the processing plants of natural gas. It is a compound mainly of propane and butane.
- **Reported flow:** Imports and exports of physical flows
- **Units:** Cubic metre, kilograms, litres
- **Data includes:** Reports by permit-holders
- **Measurement point:** At the delivery point of the permit holder or the receipt point of the permit-holder.
- **Reporting frequency:** Quarterly
- **Posted frequency:** Quarterly
- **Start date historical Information:** 2010
- **Primary data source:** Permit holders
- **Country of origin:** United States, Saudi Arabia, Argentina, Peru
- **Country of destination:** Belize
- **Entry Point:** By ship: Topolobampo, Sin.; Pajaritos y Tuxpan, Ver. By truck: Tijuana, Mexicali y Rosarito, B.C.; Piedras Negras, Coah.; Nuevo Laredo, Tamps. and Nogales, Son. By pipeline: Ciudad Juárez, Chih. y Nogales, Son.
- **Transport mode:** Ship, truck and pipelines.
- **Data collection authority:** This obligation was established by the CRE in the LPG permits.
- **Available information:** Monthly series of imports and exports.
- **Public availability:** Not available.

## Electricity

- **Definition:** Electricity generation from private plants.
- **Reported flow:** Imports and exports of physical flows
- **Units:** GWh
- **Data includes:** Reports by permit-holders
- **Measurement point:** At the delivery point of the permit holder or the receipt point of the permit-holder.
- **Reporting frequency:** Quarterly
- **Posted Frequency:** Quarterly
- **Start date historical Information:** 1997
- **Primary data source** Permit holders
- **Country of origin:** United States
- **Country of destination:** United States
- **Entry point:** Tijuana y Mexicali, BC.; San Luis Río Colorado, Son.; y Piedras Negras y Monclova, Coah.
- **Transport mode:** Transmission lines
- **Data collection authority:** Established by the CRE in the electricity permits.
- **Available information:** Monthly series of imports and exports.
- **Public availability:** Not available.

## 3.2 National Center for Energy Control (CENACE)

### Electricity

- **Definition:** Electric power is caused by the movement of electric charges along conductive materials.
- **Tariff classification:** 2716.00.01 - Electric Power.
- **Reported flow:** Import and Export electric flow.
- **Units:** Reported in MWh.

- **Data includes:** The invoiced value of the electricity transfer?
- **Measurement point:** The measuring point is by agreement with the neighboring system.
- **Reporting frequency:** Monthly.
- **Posted frequency:** Currently CENACE does not publish data on imports and exports.
- **Start date historical information:** Since 1994.
- **Primary data source:** The information is obtained from CFE. The Statistics Department belonging to the CENACE Unit Commercial Transactions is currently responsible for their integration.
- **Origin country and/or destination:** United States
- **Entry point:** The coordinates where the transmission line traverses the border on the Mexican side for every point of "import and/or export" of Electric Power. Points corresponding to the United States are 1 to 18 in the following table.
- **Transport mode:** Transmission and/or distribution lines.
- **Data collection authority:** Monthly, reports to the Secretary of Energy, Mexico.
- **Public Availability:** The information is collected for statistical records of electrical imports and exports with neighboring systems. Not publicly available yet.

### 3.3 Petróleos Mexicanos (PEMEX)

#### Energy export and import statistics

"Petróleos Mexicanos" publishes on its website (Pemex.com) monthly information regarding crude oil and oil derived products, approximately 20 days after the end of the month being reported and in accordance with a timetable published in advance. The source of this information is the Institutional Database (BDI); the Subsidiary Entities are responsible for consolidating and filing the data.

#### Crude petroleum and refined products

##### A. Crude oil

- **Definition:** Crude oil is the portion of petroleum that exists in the liquid phase in natural underground reservoirs and remains liquid at atmospheric conditions of pressure and temperature. Crude oil may include small amounts of non-hydrocarbons produced with the liquids but does not include liquids obtained from the processing of natural gas. Crude oil is a mineral oil comprising a mixture of liquid hydrocarbons and associated impurities. The crude oil statistics exclude condensates and liquefied natural gas recovered from associated natural gas. Crude oil is used as raw material to manufacture petroleum products.
- **Reported flow:** Invoiced export sales of crude oil. There are no imports.
- **Units:** mbd (Thousand barrels per day)
- **Data includes:** Crude oil only.
- **Tariff code:** 27090001
- **Measurement point:** port or terminal of the country of sales destination.
- **Reporting frequency:** Monthly
- **Publication frequency:** Monthly
- **Definitive information:** The information may be adjusted due to implementation of credit-debit notes, up to 18 months later, although generally it is before this time.

- **Historical data starting date:** 2000,
- **Primary data source:** Pemex- Exploration and Production Institutional Database (BDI).
- **Main countries of origin:** No imports are reported.
- **Main destination countries (exports):** Crude oil exports by country of destination in 2015 were as follows: United States (69.4%), Spain (14.2%), India (7.1%), the Netherlands (2.2%), Canada (1.8%), China (1.2% ), Italy (1.0%) and others (3.1%).
- **Transport mode:** tankers, there are no exports by pipeline.
- **Identification of data provider:** Pemex-Exploration and Production.
- **Data collection authority:** Pemex is mandated by federal law to provide this information as it is part of the programmatic strategy of the Federation Expenditure Budget.
- **Public availability:** Pemex.com through two links, in the Petroleum Indicators, as well as in the public DBI of Petróleos Mexicanos.

## B. Gasoline

- **Definition:** Mix of straight chain and branched paraffinic hydrocarbons, olefins, cycloparaffins, and aromatics obtained from petroleum. It is used as fuel in internal combustion engines.
- **Reported flow:** Invoiced imports and exports are reported.
- **Units:** mbd (Thousand barrels per day)
- **Data includes:** Finished gasoline imported. There have been no recent gasoline exports.
- **Tariff code:** 27101204
- **Measurement point:** For imports, the delivery point is the maritime port in which the product is delivered; for exports, the terminal or port of the country of sales destination.
- **Reporting frequency:** Monthly
- **Publication frequency:** Monthly
- **Definitive information:** The information may be adjusted due to implementation of credit-debit notes, up to 18 months later, although generally it is before this time.
- **Historical data starting date:** 2000,
- **Primary data source:** Pemex-Refining BDI.
- **Main countries of origin:** The origins of most of the gasoline imports are the United States, the Netherlands, Bahamas, Finland, Spain.
- **Main destination countries:** No exports.
- **Transport mode:** Tankers; no pipeline trade.
- **Identification of data provider:** Pemex-Refining
- **Data collection authority:** Pemex is mandated by federal law to provide this information as it is part of the programmatic strategy of the Federation Expenditure Budget.
- **Public Availability:** Pemex.com through two links, in the Petroleum Indicators, as well as in the public DBI of Petróleos Mexicanos.

## C. Diesel

- **Definition:** Mix of paraffinic hydrocarbons, olefins and aromatics obtained from petroleum processing. It is used as fuel for cars as well as in the industry.
- **Reported flow:** Invoiced imports and exports are reported.
- **Units:** mbd (Thousand barrels per day)
- **Data includes:** Measured data just for diesel
- **Tariff code:** 27101904
- **Measuring point:** Measured at the delivery point – For imports, the delivery point is the maritime port in which the product is delivered; for exports, the terminal or port of the country of sales destination.
- **Reporting frequency:** Monthly
- **Publication frequency:** Monthly
- **Definitive information:** The information may be adjusted due to implementation of credit-debit notes, up to 18 months later, although generally it is before this time.
- **Historical data starting date:** 2000,
- **Primary data source:** Pemex-Refining Institutional Database (BDI).
- **Main countries of origin (imports):** United States, Canada, Korea, Japan.
- **Main destination countries (exports):** United States, Guatemala, Belize.
- **Transport mode:** Tankers.
- **Data provider:** Pemex-Refining

- **Data collection authority:** Pemex is mandated by federal law to provide this information as it is part of the programmatic strategy of the Federation Expenditure Budget.
- **Public Availability:** Pemex.com through two links, in the Petroleum Indicators, as well as in the public DBI of Petróleos Mexicanos.

#### D. Fuel Oil

- **Definition:** Residual product derived from crude oil atmospheric distillation and vacuum distillation processes. It consists of molecules with more than 20 carbon atoms, black colored substance, viscous, oily odor and water insoluble. It is used as fuel in electricity generation, steam generation in industrial boilers, kilns and rotary furnaces.
- **Reported flow:** Invoiced imports and exports are reported.
- **Units:** mbd (Thousand barrels per day)
- **Data includes:** Measured data.
- **Tariff code:** 27101905
- **Measuring point:** Measured at the delivery point – For imports, the delivery point is the maritime port in which the product is delivered; for exports, the terminal or port of the country of sales destination.
- **Reporting frequency:** Monthly
- **Publication frequency:** Monthly
- **Definitive information:** The information may be adjusted due to implementation of credit-debit notes, up to 18 months later.
- **Historical data starting date:** 2000,
- **Primary data source:** Pemex-Refining Institutional Database (BDI)
- **Main countries of origin (imports):** United States, Panama
- **Main destination countries (exports):** United States, Singapore, Panama
- **Transport mode:** Tankers
- **Data provider:** Pemex-Refining
- **Data collection authority:** Pemex is mandated by federal law to provide this information as it is part of the programmatic strategy of the Federation Expenditure Budget.
- **Public Availability:** Pemex.com through two links, in the Petroleum Indicators, as well as in the public DBI of Petróleos Mexicanos.

#### E. Kerosene Jet Fuel

- **Definition:** Mix of paraffinic and aromatic hydrocarbons obtained through petroleum processing. It is a bright, clear liquid, water insoluble and used as fuel in aviation turbine engines.
- **Reported flow:** Invoiced imports and exports are reported.
- **Units:** mbd (Thousand barrels per day)
- **Tariff code:** 27101908
- **Measurement point:** Measured at the delivery point – For imports, the delivery point is the maritime port in which the product is delivered; for exports, the terminal or port of the country of sales destination.
- **Reporting frequency:** Monthly
- **Publication frequency:** Monthly



- **Definitive information:** The information may be adjusted due to credit-debit notes implementation, up to 18 months later, although generally it is before this time.
- **Historical data starting date:** 2000,
- **Primary data source:** Pemex-Refining Institutional Database (BDI)
- **Main countries of origin (imports):**United States
- **Main destination countries (exports):**United States
- **Transport mode:** Tankers
- **IData provider:** Pemex-Refining
- **Data collection authority:** Pemex is mandated by federal law to provide this information as it is part of the programmatic strategy of the Federation Expenditure Budget.
- **Public Availability:** Pemex.com through two links, in the Petroleum Indicators, as well as in the public DBI of Petróleos Mexicanos.

#### F. Naptha

- **Definition:** Highly volatile mix of C4 and C5 + hydrocarbons, and (?) NGLs. It is usually added to the automotive gasoline to increase vapor pressure and facilitate engine start at low temperatures. Natural gasoline is also used in the petrochemical industry to provide isobutane and isopentane used in alkylation processes. In PEMEX, naptha is not derived from crude oil, instead it is derived from natural gas.
- **Reported flow:** Invoiced exports
- **Units:** mbd (Thousand barrels per day)
- **Data includes:** Measured data.
- **Tariff code:** 27101202
- **Measuring point:** Measured at the delivery point, the terminal or port of the country of sales destination.
- **Reporting frequency:** Monthly
- **Publication frequency:** Monthly
- **Definitive information:** The information may be adjusted due to implementation of credit-debit notes, up to 18 months later, although generally it is before this time.
- **Historical data starting date:** 2000,
- **Primary data source:** Pemex-Gas and Basic Petrochemicals Institutional Database (BDI)
- **Main countries of origin (imports):** No imports
- **Main destination countries (exports):** United States
- **Transport mode:** Tankers.
- **Data provider:** Pemex-Refining
- **Data collection authority:** Pemex is mandated by federal law to provide this information as it is part of the programmatic strategy of the Federation Expenditure Budget.
- **Public Availability:** Pemex.com through two links, in the Petroleum Indicators, as well as in the public DBI of Petróleos Mexicanos.

## Natural gas

### A. Natural gas

- **Definition:** Mix of simple hydrocarbons in a gaseous state at atmospheric pressure and temperature. Commercial natural gas is composed mainly of methane. It can also contain small amounts of ethane, propane, nitrogen and other heavier hydrocarbons and traces of carbon dioxide, hydrogen sulfide and water. As a security measure, distributors are required by regulation to add an odorant to natural gas so possible leaks may be recognized during handling and distribution to consumers.
- **Reported flow:** Invoiced imports and exports are reported.
- **Units:** millions of BTU (mmBTU)
- **Data includes:** Measured data.
- **Tariff code:** 27111101
- **Measurement point:** Measured at the delivery point. At the first metering station of the pipeline in the receiving country.
- **Reporting frequency:** Monthly
- **Publication frequency:** Monthly
- **Definitive information:** The information may be adjusted due to implementation of credit-debit notes, up to 18 months later, although generally it is before this time.
- **Historical data starting date:** 2000,
- **Primary data source:** Pemex-Gas and Basic Petrochemicals Institutional Database (BDI)
- **Main countries of origin (imports):** United States
- **Main destination countries (exports):** United States
- **Transport mode:** Natural gas pipelines
- **Data provider:** Pemex-Gas and Basic Petrochemicals
- **Data collection authority:** Pemex is mandated by federal law to provide this information as it is part of the programmatic strategy of the Federation Expenditure Budget.
- **Public Availability:** Pemex.com through two links, in the Petroleum Indicators, as well as in the public DBI of Petróleos Mexicanos.

### B. Liquefied Natural Gas

- **Definition:** Natural gas cooled to liquid state, for which it requires high pressure and low temperatures. Liquefied natural gas takes up much less volume compared to its gaseous state, which facilitates handling. Liquefaction plants are required to make gas liquid and regasification plants to return it to gaseous state.
- **Reported flow:** Invoiced imports and exports are reported.
- **Units:** millions of BTU (mmBTU).
- **Data includes:** Measured data. It is delivered as gas, but, since it is measured in calorific power this makes no difference between liquid or gaseous states.
- **Tariff code:** 27112101
- **Measuring point:** Measured at the delivery point. There are no exports.
- **Reporting frequency:** Monthly
- **Publication frequency:** Monthly
- **Definitive information:** The information may be adjusted due to implementation of credit-debit notes, up to 18 months later, although generally it is before this time.

- **Historical data starting date:** PEMEX imports through the Manzanillo Terminal which started operations in 2012, Altamira terminal supplies CFE.
- **Primary data source:** Pemex-Gas and Basic Petrochemicals Institutional Database (BDI)
- **Main countries of origin (imports):** Nigeria, Peru, Trinidad and Tobago, Spain, United States and Qatar.
- **Main destination countries (exports):** There are no exports
- **Transport mode:** Tankers
- **Data provider:** Pemex-Gas and Basic Petrochemicals.
- **Data collection authority:** Pemex is mandated by federal law to provide this information as it is part of the programmatic strategy of the Federation Expenditure Budget.
- **Public Availability:** Pemex.com through two links, in the Petroleum Indicators, as well as in the public DBI of Petróleos Mexicanos.

## Natural Gas Liquids

### A. Propane

- **Definition:** A tasteless and colorless gas at atmospheric temperature and pressure that is obtained through a cryogenic separation process. It is a hydrocarbon with three carbon atoms, it is used as a propellant in aerosol filling manufacturing, mixed with butane is commercialized as liquefied petroleum gas, a fuel used in the residential and industrial sectors.
- **Reported flow:** Invoiced imports and exports are reported.
- **Units:** mbd (Thousand barrels per day)
- **Data includes:** Measured data. Can be a component of the liquefied petroleum gas
- **Tariff code:** 27111201
- **Measuring point:** Measured at the delivery point – For imports, the delivery point is the maritime port in which the product is delivered; for exports, the terminal or port of the country of sales destination.
- **Reporting frequency:** Monthly
- **Publication frequency:** Monthly
- **Definitive information:** The information may be adjusted due to credit-debit notes implementation, up to 18 months later, although generally it is before this time.
- **Historical data starting date:** 2000,
- **Primary data source:** Pemex-Gas and Basic Petrochemicals Institutional Database (BDI)
- **Main countries of origin (imports):** United States, Dominican Republic
- **Main destination countries (exports):** United States, the Netherlands
- **Transport mode:** Tankers, no imports through pipelines
- **Data provider:** Pemex-Gas and Basic Petrochemicals.
- **Data collection authority:** Pemex is mandated by federal law to provide this information as it is part of the programmatic strategy of the Federation Expenditure Budget.
- **Public Availability:** Pemex.com through two links, in the Petroleum Indicators, as well as in the public DBI of Petróleos Mexicanos.

## B. Butane

- **Definition:** Mixed with propane, butane is sold as LPG fuel in the residential and industrial sectors. It is used as a propellant for aerosols in the industrial sector, it is an odorless, colorless gas composed of four carbon atoms.
- **Reported flow:** Invoiced imports and exports are reported.
- **Units:** mbd (Thousand barrels per day)
- **Data includes:** Measured data. May be a component of the liquefied petroleum gas
- **Tariff code:** 27111301
- **Measurement point:** Measured at the delivery point. For imports, the delivery point is the maritime port in which the product is delivered; for exports, the terminal or port of the country of sales destination.
- **Reporting frequency:** Monthly
- **Publication frequency:** Monthly
- **Definitive information:** The information may be adjusted due to implementation of credit-debit notes , up to 18 months later, although generally it is before this time.
- **Historical data starting date:** 2000,
- **Primary data source:** Pemex-Gas and Basic Petrochemicals Institutional Database (BDI)
- **Main countries of origin (imports):** United States
- **Main destination countries (exports):** No exports are reported
- **Transport mode:** Tankers, no imports through pipelines
- **Data provider:** Pemex-Gas and Basic Petrochemicals.

## C. Liquefied Petroleum Gas

- **Definition:** Gas mixture composed by propane and butanes that are present in the natural gas or dissolved in oil. LPG components, although at atmospheric temperature and pressure are gases, are easy to liquefy. It is used mainly as domestic fuel for cooking and water heating. It can also be used as fuel in furnaces, dryers and boilers in different types of industries, internal combustion engines and gas turbines for power generation.
- **Reported flow:** Invoiced imports and exports are reported.
- **Units:** mbd (Thousand barrels per day)
- **Data includes:** Measured data. Liquefied Petroleum Gas is a mix of propane and butane gases
- **Tariff code:** 27111901
- **Measuring point:** Measured at the delivery point – For imports, the delivery point is the maritime port in which the product is delivered; for exports, the terminal or port of the country of sales destination.
- **Reporting frequency:** Monthly
- **Publication frequency:** Monthly
- **Definitive information:** The information may be adjusted due to credit-debit notes implementation, up to 18 months later, although generally it is before this time.
- **Historical data starting date:** 2000,
- **Primary data source:** Pemex-Gas and Basic Petrochemicals Institutional Database (BDI)
- **Main countries of origin (imports):** United States
- **Main destination countries (exports):**

- **Transport mode:** Tankers, no imports through pipelines
- **Identification data of transaction performer:** Information provided by Pemex-Gas and Basic Petrochemicals.
- **Data collection authority:** Pemex is mandated by federal law to provide this information as it is part of the programmatic strategy of the Federation Expenditure Budget.
- **Public Availability:** Pemex.com through two links, in the Petroleum Indicators, as well as in the public DBI of Petróleos Mexicanos.

### **Requirement by law to collect and / or report information**

This information is published to meet the requirements stated in the Federal Law of Transparency and Access to Public Government Information (Ley Federal de Transparencia y Acceso a la Información Pública Gubernamental) and to follow up the programmatic strategy of the Federation Expenditure Budget (Estrategia Programática del Presupuesto de Egresos de la Federación). It is provided to INEGI for national accounting and economic censuses.

## **3.4 National Institute of Statistics and Geography**

### **Energy Exports and Imports Statistics**

Merchandise Trade Statistics of Mexico (MTSM) provides information on merchandise trade with the rest of the world. The data is an input to the System of National Accounts and Balance of Payments calculations.

The data is gathered from customs declarations, which record all merchandise input and/or output operations in Mexico (Administrative Record) through the Customs Automation System Integral (SAAI-M3), on a monthly basis and national geographic coverage, considering the 49 customs zones within the country.

The information presented in the MTSM corresponds to the value and volume of exports and imports of merchandise, information on country of origin-destination of transactions for about 12,300 tariff codes on the Tariff of the General Import and Export Taxes Law (TIGIE) and Mexico's national implementation of the Harmonized Commodity Description and Coding System (HS).

The monthly data is presented 25 days after the reference period, with revisions published 40 days later. This includes data for the four-digit Harmonized System for the main products traded. The annual information is published eight months after the reference year broken out at the tariff level.

Information is disseminated in accordance with the schedule of the Information of National Interest and of INEGI through the following means:

- Bank of Economic Information
- Monthly publication
- Annual publication
- Interactive Data Query

For all products the metadata are

- **Institutional classification:** The Tariff of the General Import and Export Taxes Law (TIGIE), national implementation of the Harmonized Commodity Description and Coding System (HS).
- **Reported flow:** Imports and exports
- **Data includes:** Sales value of the merchandise at its origin, placed at the border or domestic port expressed in U.S. dollars, includes the transaction value of goods and services provided to deliver on the border of the exporting country, this means that exports and imports are in FOB value.
- **Frequency of reporting:** Monthly
- **Frequency of publication:** Annual per tariff
- **Start date historical data:** January 2000
- **Primary data source:** The responsible of capturing the information used to generate the MTSM is the General Administration of Customs under the Tax Administration Service (SAT), through SAAI-M3, computer system designed under standards established by the customs authority for the development and validation of customs records that allows customs brokers and agents comply with all guidelines established for the clearance of merchandises.
- **Country of origin and / or destination of the energy product:** It has the information of the country of origin or last known destination according to international recommendations on the subject
- **Mode of transport:** It has monthly data as of January 2007.
- **Mandatory data provision:** Customs regulations make compulsory to register entry or exit of merchandise with the competent authority of Mexico.
- **Where is the data publicly:** Annual information by tariff is available in INEGI's website: [www.inegi.org.mx/est/lista\\_cubos/consulta.aspx?p=adm&c=9](http://www.inegi.org.mx/est/lista_cubos/consulta.aspx?p=adm&c=9)

### Crude and refined petroleum products

#### A. Crude oil

- **Tariff code**  
*2709.00.01 Crude oils of petroleum*
- **Units**  
Units of measurement according to the TIGIE  
*2709.00.01 Barrels*

#### B. Gasoline

- **Tariff code**  
*2710.00.05 Gasoline, except Gasoline for aircraft. Abolished April 1, 2002*  
*2710.11.04 Gasoline, except Gasoline for aircraft. Abolished July 1, 2012*  
*2710.12.04 Gasoline, Gasoline except for airplanes*
- **Units**  
Units of measurement according to the TIGIE  
*2710.00.05 Litres*  
*2710.11.04 Litres*  
*2710.12.04 Litres*

C. Diesel

- **Tariff code**

*2710.19.04 Gasoil or diesel oil and mixtures*

*2710.00.07. Gasoil (diesel) or diesel oil. Abolished on 1 April 2002*

*2710.00.01. Oil pure mineral oils without additives (basic lubricating oils), in tank truck, tanker and self-tank. Abolished on 1 April 2002*

- **Units**

Units of measurement according to the TIGIE

*2710.19.04 Litres*

*2710.00.07 Litres*

*2710.00.01 Litres*

D. Fuel Oil

- **Tariff code**

*2710.19.05 Fuel oil*

*2710.00.08 Fuel oil. Abolished April 1, 2002*

*2710.00.04 Gasoline for aircraft. Abolished January 18, 2002*

- **Units:**

Units of measurement according to the TIGIE

*2710.19.05 Litres*

*2710.00.08 Litres*

*2710.00.04 Litres*

E. Kerosene Jet Fuel

- **Tariff code**

*2710.19.08 Jet fuel (kerosene, lamp petroleum) and mixtures*

- **Units**

Units of measurement according to the TIGIE

*2710.19.08 Litres*

F. Petroleum Coke

- **Tariff code**

*2713.11.01 Not calcined petroleum coke*

*2713.12.01 Calcined petroleum coke*

- **Units**

Units of measurement according to the TIGIE

*2713.11.01 Kilogram*

*2713.12.01 Kilogram*

G. Naphtha

- **Tariff code**

*2710.00.12 Precursor aromatic naphtha. Abolished April 1, 2002*

*2710.11.02 Precursor aromatic naphtha. Abolished July 1, 2012*

*2710.11.10 Precursor aromatic naphtha. Abolished July 1, 2007*

*2710.12.02 Precursor aromatic naphtha*

- **Units**

Units of measurement according to the TIGIE

*2710.00.12 Litres*

*2710.11.02 Litres*

*2710.11.10 Litres*

*2710.12.02 Litres*

**Natural gas**

A. Natural gas

- **Tariff code**

*2711.21.01 Natural Gas*

- **Units**

Units of measurement according to the TIGIE

*2711.21.01 Litres*

B. Liquefied Natural Gas

- **Tariff code**

*2711.11.01 Natural Gas*

- **Units:**

Units of measurement according to the TIGIE

*2711.11.01 Litres*

**Natural Gas Liquids**

A. Propane

- **Tariff code**

*2711.12.01 Propane*

- **Units**

Units of measurement according to the TIGIE

*2711.12.01 Litres*

B. Butane

- **Tariff code**

*2711.13.01 Butanes*

- **Units**

Units of measurement according to the TIGIE

*2711.13.01 Litres*



C. Petroleum gases and other gaseous hydrocarbons, liquefied

- **Tariff code**  
*2711.19.03 Mixes of butadienes, butenes and butanes, each, called "C4's Currents"*
- **Units**  
Units of measurement according to the TIGIE  
*2711.19.03 Litres*

**Electricity**

A. Electricity

- **Tariff code**  
*2716.00.01 Electricity*
- **Units**  
Units of measurement according to the TIGIE  
*2716.00.01 Kilowatt hour*

**Data Sources and Collection**

Merchandise Trade Statistics of Mexico is considered Information of National Interest under which meets the four criteria set out in Article 78 of the Law of National Statistics and Geographic Information ensuring its permanent production, based on the Agreement published by INEGI in the official Journal of the Federation on August 3, 2012, in the same Agreement the Institute is established as the official institution of the dissemination of MTSM in the country.

**Additional Notes**

*Information and clarification considered necessary to add. i.e.: Methodology of collection or aggregation of information, explanation of methodologies reconciliation of information, unit conversion, etc.*

## **4. United States**

### **4.1 U.S. Energy Information Administration – crude oil and petroleum products**

#### **4.1.1 Petroleum and biofuel imports and exports data sources, product classification, and statistical month**

##### **Population**

Import data from the U.S. EIA include quantities of crude oil, petroleum products, and biofuels imported to the 50 states and the District of Columbia, as well as into Puerto Rico the U.S. Virgin Islands, and other U.S. possessions (Guam, Midway Islands, Wake Island, American Samoa, and Northern Mariana Islands). Imports to U.S. Foreign Trade Zones are included.

Barrels that enter the 50 states and the District of Columbia from Puerto Rico, the U.S. Virgin Islands, and other U.S. possessions are counted as imports to the 50 states and the District of Columbia. Barrels that enter Puerto Rico, the U.S. Virgin Islands, and other U.S. possessions from the 50 states and the District of Columbia are counted as exports from the 50 states and the District of Columbia to Puerto Rico, the U.S. Virgin Islands, or other U.S. possessions.

Imports are reported to EIA in units of thousand barrels (1 barrel equals 42 U.S. gallons). An importer with 500 barrels will round the quantity up to one to indicate a quantity between 500 barrels and 1,499 barrels. Importers with fewer than 500 barrels in a month report zero to EIA. Imported quantities are corrected to 60 degrees Fahrenheit less basic sediment and water (BS&W).

Imports that enter bonded storage are reported when they are withdrawn from storage either with duty paid for domestic consumption or withdrawn free of duty for use as fuel for vessels and aircraft engaged in international trade. For example, jet fuel held in bonded storage would be reported as imported to the United States either at the time the barrels were withdrawn from bonded storage and entered into U.S. commerce or at the time barrels were withdrawn from bonded storage for use in international aviation.

Most EIA export data are from the U.S. Census Bureau and the same population as exports reported by the Census Bureau. Exports measure the total physical movement of merchandise out of the United States to foreign countries whether such merchandise is exported from within the U.S. Customs territory or from a U.S. Customs bonded warehouse or a U.S. Foreign Trade Zone.

The following are cases where EIA exports were not based on export data from the Census Bureau.

- U.S. exports of ethane are estimated by EIA.
- U.S. exports of Alaskan crude oil to the U.S. Virgin Islands were equal to refinery receipts of Alaskan crude oil until receipts of Alaskan crude in the Virgin Islands ceased in April 1997.

EIA import and export data are adjusted for U.S. reporting to the International Energy Agency (IEA) to exclude movements between the 50 states and the District of Columbia, Puerto Rico, the U.S. Virgin Islands, and other U.S. possessions. U.S. data submitted to IEA only accounts for trade between the United States and non-U.S. locations.

### **Import data source**

Form EIA-814 “Monthly Imports Report” is the source of import data for crude oil, petroleum products, and biofuels reported by EIA. Form EIA-814 is a mandatory survey completed by importers except in cases where importers are Canadian companies in which case the ultimate U.S. consignee may be required to report. Form EIA-814 must be received by EIA from importers or ultimate consignees by the 20<sup>th</sup> calendar day following the end of each report month.

Form EIA-814, as well as instructions and definitions used in preparing reports are available from the following location on the EIA web site: [www.eia.gov/survey/#eia-814](http://www.eia.gov/survey/#eia-814)

The following information is reported on Form EIA-814.

- quantity imported (in thousand barrels)
- product description (based on intended use – see Form EIA-814 survey instructions and)
- country of origin (this is the country or U.S. territory or possession where crude oil was extracted or where petroleum products or biofuels were blended or manufactured)
- U.S. port of entry
- sulfur content (percent by weight) and API gravity of crude oil
- sulfur content (percent by weight) of residual fuel oil
- processing or storage facility for crude oil, unfinished oils, and motor gasoline blending components

Importers are required to submit Form EIA-814 to EIA by the 20<sup>th</sup> calendar day following the end of the report period (e.g., the Form EIA-814 with data for January must be received by EIA by February 20).

### **Export data sources**

The Census Bureau compiles the official U.S. export statistics. Exporters are required to file Electronic Export Information (EEI) through the [Automated Export System \(AES\)](#). Each month EIA receives aggregated export statistics from the U.S. Bureau of the Census. Census export statistics used in the [Petroleum Supply Monthly \(PSM\)](#) reflect both government and non-governmental exports of domestic and foreign merchandise from the United States (the 50 States and the District of Columbia) to foreign countries and U.S. possessions, without regard to whether or not the exportation involves a commercial transaction. The following types of transactions are excluded from the statistics:

- Merchandise shipped in transit through the United States from one foreign country to another, when documented as such with U.S. Customs.
- Bunker fuels and other supplies and equipment for use on departing vessels, planes, or other carriers engaged in foreign trade. These fuels are included as U.S. demand for petroleum products in EIA statistics.

The country of destination is defined as the country of ultimate destination or the country where the goods are to be consumed, further processed, or manufactured, as known to the shipper at the time of exportation. If the shipper does not know the country of ultimate destination, the shipment is credited to the last country to which the shipper knows that the merchandise will be shipped in the same form as it was when exported.

Most EIA export data are based on data from the Census Bureau. In the case of U.S. exports to Canada, the Census Bureau data are based on Canadian imports from the United States.

The following are cases where EIA exports were not based on export data from the Census Bureau.

- U.S. exports of ethane are estimated by EIA based on survey data for pipeline movements, storage, and ethane production. U.S. exports reported by EIA are not currently based on export data from the Census Bureau.
- U.S. exports of Alaskan crude oil to the U.S. Virgin Islands were equal to refinery receipts of Alaskan crude oil until receipts of Alaskan crude in the Virgin Islands ceased in April 1997.

### **Product classification**

Imported products reported on Form EIA-814 are classified according to intended use. Classifications based on intended use may be different from classifications according to the Harmonized Commodity and Coding System (HS) developed by the World Customs Organization (WCO). Classification of imports according to intended use in EIA import data is to make import data consistent with data collected on other EIA surveys from operators of refineries, storage terminals, pipelines, and natural gas processing plants, as well as shippers of crude oil and petroleum products by tanker and barge.

Because EIA classifies products according to end use, there are product categories in EIA data that are not directly relatable to HS product classifications. For example, EIA has product classifications for refinery feedstocks (unfinished oils) that are identifiable in EIA survey data but not in trade data classified using the HS. EIA product classifications reportable on Form EIA-814 are found in the survey instructions.

### **Determination of import and export dates**

Imports are reported for the month of entry through Customs. For purposes of this report, “entry through Customs” is said to occur on:

- the “entry date” specified in block 7 on the [U.S. Customs and Border Protection CBP Form 7501](#), “Entry Summary;”(The entry date for a warehouse withdrawal is the date of withdrawal); or
- the “import date” specified in block 5 on the [U.S. Customs and Border Protection CBP Form 214A](#) (Statistical Copy), [“Application for Foreign Trade Zone Admission and/or Status Designation;”](#) or
- the “export date” in the [Electronic Export Information](#) filed in the Automated Export System for shipments from Puerto Rico to the 50 States and the District of Columbia.

In all cases, the electronic equivalent of forms referenced above may be used for determining the import date.

The month of exportation in Census data is based on the date when the merchandise leaves the United States. (For vessel or air shipments, it is the date when the carrier departs or is cleared from the port of export.)

### **4.1.2 Harmonized system classification of crude oil and natural gas liquids products**

The following are energy products in Census Bureau trade statistics relevant to current work under the Trilateral MOU concerning cooperation on energy information relating to crude oil and NGLs.

The HS codes below are grouped to reflect classification in import and export data reported by EIA.

### Imports

#### Crude Oil and Condensate

HS 2709.00.1000 - Crude oil, testing under 25 degrees API (barrels)

HS 2709.00.2010 - Crude oil, condensate derived wholly from natural gas, testing 25 degrees API or more (barrels)

HS 2709.00.2090 - Crude oil, other, testing 25 degrees API or more (barrels)

#### Natural Gas Liquids

HS 2711.12.0010 - Propane, liquefied with a minimum purity of 90 liquid volume percent (barrels)

HS 2711.12.0020 - Propane, liquefied, other (barrels)

HS 2711.13.0010 – Butanes, liquefied with a purity of 90 liquid volume percent or more, but less than 95 liquid volume percent (barrels)

HS 2711.13.0020 – Butane, liquefied, other (barrels)

HS 2711.19.0010 – Ethane, liquefied (barrels)

HS 2901.10.1000 – Ethane and butane (kg)

### Exports

#### Crude Oil and Condensate

HS 2709.00.1000 - Crude oil, testing under 25 degrees API (barrels)

HS 2709.00.2010 - Crude oil, condensate derived wholly from natural gas, testing 25 degrees API or more (barrels)

HS 2709.00.2090 - Crude oil, other, testing 25 degrees API or more (barrels)

#### Natural Gas Liquids

HS 2710.12.9000 - Other (barrels)

Note: U.S. barrels exported as HS 2710.12.9000 are classified as pentanes plus (equivalent to natural gasoline) in data reported by EIA. When these barrels are exported to Canada, they are likely to be consumed as crude oil diluent.

HS 2711.12.0000 - Propane (barrels)

HS 2711.13.0000 - Butanes (barrels)

HS 2711.19.0010 - Ethane (barrels)

HS 2901.10.1010 – Ethane (kilograms)

HS 2901.10.1020 – Normal butane (kilograms)

HS 2901.10.1030 – Isobutane (kilograms)

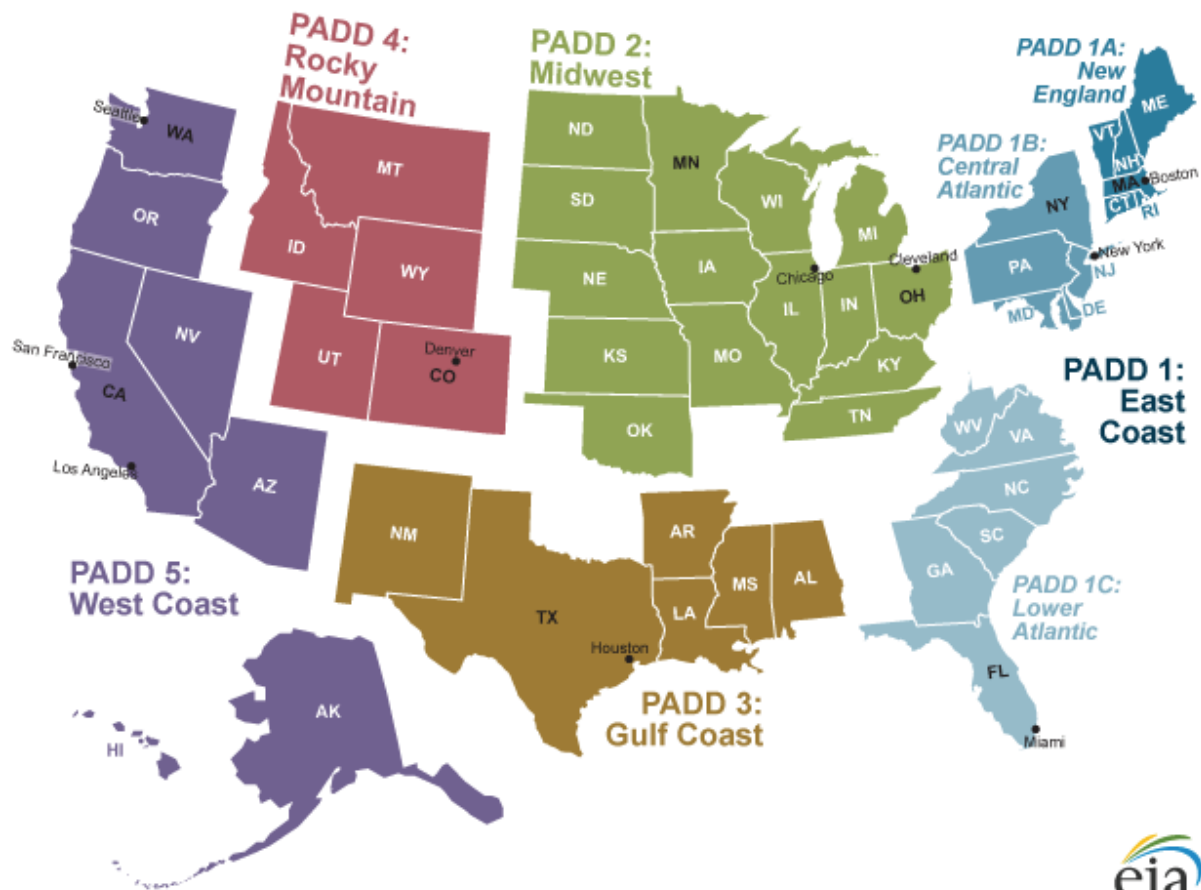
Processed condensate exports are classified in EIA statistics as either unfinished oils (when classified under HS heading 2710 in Census export data) or crude oil (when classified under HS heading 2709 in Census export data).

Additional information relating to processed condensate is available from the [U.S. Department of Commerce Bureau of Industry and Security](https://www.dhs.gov/eia).

#### 4.1.3 Additional petroleum data notes

EIA petroleum data are reported regionally by PADDs. The PADDs are described in the map below.

### PADD - Petroleum Administration for Defense Districts



PADDs 1-5 include the 50 U.S. states and the District of Columbia. The Virgin Islands and Puerto Rico are included in PADD 6.

## **4.2 U.S. Energy Information Administration - Natural Gas**

U.S. Import and Export of Natural Gas – [Monthly Form FE-746R](#) from the Office of Fossil Energy, U.S. Department of Energy's Natural Gas Regulatory Program. Section 3 of the Natural Gas Act of 1938, as amended, requires anyone who wants to import or export natural gas from or to a foreign country must first obtain an authorization from the Department of Energy. Data collected include name of importer/exporter; country of origin/destination; international point of entry/exit; name of supplier; volume; price; transporters; U.S. geographic market(s) served; and duration of supply contract on a monthly basis.

Note: Because Alliance pipeline carries wet natural gas into the United States from Canada, EIA estimates dry gas by subtracting the natural gas plant liquids (NGLs) from the Aux Sable processing plant in Illinois that processes Alliance's natural gas.

## **4.3 U.S. Energy Information Administration - Electricity**

Sources for electricity data are the NEB of Canada; Federal Energy Regulatory Commission [Form No. 714 - Annual Electric Balancing Authority Area and Planning Area Report](#); California Independent System Operator; and the California Energy Commission.

For 2001 – 2012, to estimate electric energy trade with Mexico, EIA used data from the California Independent System Operator and an independently modeled value for Texas. For 2013 – 2014, EIA revised its approach to estimating electric energy trade with Mexico by using data from the FERC-714 and the California Energy Commission.

## **4.4 U.S. Census Bureau**

The foreign trade statistics program of the Census Bureau uses information compiled from automated forms and reports filed initially with the U.S. Customs and Border Protection or, in some cases, directly with the Census Bureau, for virtually all shipments leaving (exports) or entering (imports) the United States. Exports to Canada are compiled from Canadian import data. The Guide to Foreign Trade Statistics is available from the Census Bureau web site and provides more detailed information: [www.census.gov/foreign-trade/guide/sec2.html#source](http://www.census.gov/foreign-trade/guide/sec2.html#source).

### **4.4.1 Population, data sources, product classification, and statistical month**

#### **Population**

The official U.S. import and export statistics reflect both government and nongovernment shipments of merchandise between foreign countries and the U.S. Customs Territory (the 50 States, the District of Columbia, and Puerto Rico), U.S. Foreign Trade Zones, and the U.S. Virgin Islands, without regard to whether or not a commercial transaction is involved. In general, the statistics record the physical movement of merchandise between the United States and foreign countries.

- Imports of merchandise include commodities of foreign origin as well as goods of domestic origin returned to the United States with no change in condition or after having been processed and/or assembled in other countries. U.S. goods returned for energy commodities are published by the Census Bureau under HS 9801.00.1098, which also includes a wide variety of other goods. For statistical purposes, imports are classified by the type of transaction.

- "General Imports" measure the total physical arrivals of merchandise from foreign countries whether such merchandise enters consumption channels immediately or is entered into bonded warehouses or Foreign Trade Zones under Customs custody.
- "Imports for Consumption" measure the total of merchandise that has physically cleared through Customs either entering consumption channels immediately or entering after withdrawal for consumption from bonded warehouses under Customs custody or from Foreign Trade Zones. Many countries use the term "special imports" to designate statistics compiled on this basis.
- Exports measure the total physical movement of merchandise out of the United States to foreign countries whether such merchandise is exported from within the U.S. Customs Territory or from a U.S. Customs bonded warehouse or a U.S. Foreign Trade Zone.

### **Import Data Source**

Published data on U.S. imports of merchandise is compiled primarily from automated data submitted through the U.S. Customs' Automated Commercial Environment and the legacy Automated Commercial System. Data are also compiled from import entry summary forms, warehouse withdrawal forms and Foreign Trade Zone documents as required by law to be filed with the U.S. Customs and Border Protection. Data on imports of electricity and natural gas from Canada are obtained from Canadian sources.

### **Export Data Source**

Data on U.S. exports of merchandise from the United States to all countries, except Canada, is compiled from the Electronic Export Information (EEI) filed by the U.S. Principal Party in Interest (USPPI) or their agents through the Automated Export System (AES). Each EEI represents a shipment of one or more kinds of merchandise from one exporter to one foreign importer on a single carrier. Filing the EEI is mandatory under Chapter 9, Title 13, United States Code. Qualified exporters or their agents submit EEI data by automated means directly to the Census Bureau.

The United States is substituting Canadian import statistics for U.S. exports to Canada in accordance with a 1987 Memorandum of Understanding (MOU) signed by the Census Bureau, U.S. Customs and Border Protection, Canadian Customs, and Statistics Canada. Similarly, under this MOU, Canada is substituting U.S. import statistics for Canadian exports to the United States. This data exchange includes only U.S. exports destined for Canada and does not include shipments destined for third countries by routes passing through Canada or shipments of certain grains and oilseeds to Canada for storage prior to exportation to a third country. These shipments are reported on and compiled from EEIs. Department of Defense Military Assistance Program Grant-Aid shipments being transported as Department of Defense cargo are reported directly to the Census Bureau by the Department of Defense.

### **Product Classification**

Product classifications in foreign trade statistics from the Census Bureau use the Harmonized Commodity and Coding System (HS) of classification developed by the World Customs Organization (WCO). Imported products are classified according to the Harmonized Tariff Schedule of the United States ([www.usitc.gov/tata/hts/bychapter/index.htm](http://www.usitc.gov/tata/hts/bychapter/index.htm)) while exported products are classified according to codes in Schedule B ([www.census.gov/foreign-trade/schedules/b/index.html](http://www.census.gov/foreign-trade/schedules/b/index.html)).



### **Statistical Month**

The month of importation is the month in which the U.S. Customs and Border Protection releases the merchandise to the importer.

The month of exportation is based on the date when the merchandise leaves the United States. (For vessel or air shipments, it is the date when the carrier departs or is cleared from the port of export.)

## **4.4.2 Energy Export and Import Statistics**

### ***Schedule B***

The export statistics are initially collected and compiled in terms of approximately 9,000 commodity classifications in [Schedule B, Statistical Classification of Domestic and Foreign Commodities Exported from the United States](#). Schedule B is a Census Bureau publication and is based on the Harmonized Commodity Description and Coding System (Harmonized System).

### ***Harmonized Tariff Schedule of the United States Annotated for Statistical Reporting Purposes***

The import statistics are initially collected and compiled in terms of approximately 18,000 commodity classifications in the [Harmonized Tariff Schedule of the United States Annotated for Statistical Reporting Purposes \(HTSUSA\)](#), an official publication of the U.S. International Trade Commission. The HTSUSA is the U.S. import version of the Harmonized System.

The United States and Canada both compile their merchandise trade statistics in terms of the Harmonized System; however, they have different annotations beyond the basic 6-digit codes.

### ***Standard International Trade Classification (SITC-United Nations Statistical Papers, Series M, No. 34/Rev.4).***

The [SITC](#) is a statistical classification of the commodities entering external trade designed to provide the commodity aggregates needed for purposes of economic analysis and to facilitate the international comparison of trade-by-commodity data.

The Harmonized System and SITC Revision 3 are interrelated. The rearrangement of import and export data reported in terms of the Harmonized System into the SITC allows for an additional means of comparison between the United States and its trading partners in terms of commodity classification and trade statistics.

Certain foreign trade reports present HTS and Schedule B classifications summarized into approximately 3,000 5-digit SITC codes.

Within the SITC framework, "Manufactured Goods" includes all products classified in groups 5 through 9.

Manufactured goods conform to the SITC sections that include chemicals and related products, not specifically provided for (n.s.p.f.); manufactured goods classified chiefly by material; machinery and transport equipment; miscellaneous manufactured articles, n.s.p.f.; and commodities and transactions not classified elsewhere.

### ***North American Industry Classification System (NAICS)***

The North American Industry Classification System (NAICS) has replaced the U.S. Standard Industrial Classification (SIC) system. The NAICS provides a consistent system for economic analysis across the three North American Free Trade Agreement partners – Canada, Mexico and the United States.

NAICS is built on a production-oriented or supply-based conceptual framework in that establishments are grouped into industries according to similarity in the processes used to produce goods or services. A production-oriented industry classifications system ensures that statistical agencies in the three countries can produce information on

inputs and outputs, industrial performance, productivity, unit labour costs, employment, and other statistics and structural changes occurring in each of the three economies.

The structure of NAICS is hierarchical. NAICS uses a six-digit coding system to identify particular industries and their placement in this hierarchical structure of the classification system. The first two digits of the code designate the sector that represent general categories of economic activities, the third designates the sub-sector, the fourth digit designates the industry group, the fifth digit designates the NAICS industry, and the sixth digit designates the national industry. An industry is a grouping of economic activities. Though it inevitably groups the products of the economic activities that are included in the industry definition, it is not solely a grouping of products.

There are 20 sectors in NAICS. New industries are identified and added periodically which reflects the enormous changes in technology and in the growth and diversification of services that have marked recent decades. A key feature of NAICS is the Information sector. A few of the new and important industries created in this section include: Internet service providers and Web search portals, and Internet publishing and broadcasting. Also included in the Information sector is electronic shopping and electronic auctions.

#### ***End Use Commodity Category***

The HTSUSA and Schedule B classifications are summarized into six principal "end-use" categories and further subdivided into about 140 broad commodity groupings. These categories are used in developing seasonally adjusted and constant dollar totals. The concept of end-use demand was developed for balance of payments purposes by the Bureau of Economic Analysis.

### **4.4.3 Additional Notes**

#### **U.S. Trade with Puerto Rico and U.S. Possessions**

##### **Source of Information**

Statistics on shipments from the United States to Puerto Rico and the Virgin Islands, and on shipments from Puerto Rico to the United States, are compiled from the Electronic Export Information (EEI) filed by the USPPPI or their agents through the Automated Export System (AES). Statistics on shipments from the U.S. Virgin Islands and other U.S. possessions to the United States are compiled from automated data submitted through the Customs Automated Commercial Environment, Automated Commercial System and from import documents filed with Customs officials. Data on shipments from the United States to other U.S. possessions, as well as between the possessions are not compiled.

##### **Coverage**

Statistics are separately published covering shipments 1) between the United States and Puerto Rico, 2) between the United States (including Puerto Rico) and the U.S. Virgin Islands, and 3) from other U.S. possessions to the United States. U.S. possessions refer to possessions listed in Schedule C, Classification of Country and Territory Designations for U.S. Foreign Trade Statistics.

[www.census.gov/foreign-trade/schedules/c/countrycode.html](http://www.census.gov/foreign-trade/schedules/c/countrycode.html)

Previous discussions and definitions relating to the export statistics should be applied to statistics on shipments from the United States to Puerto Rico and the U.S. Virgin Islands, and on shipments from Puerto Rico to the United States. Similarly, previous discussions and definitions relating to the import statistics should be applied to statistics on shipments from the U.S. Virgin Islands and other U.S. possessions to the United States.

Puerto Rico is a Customs district within the U.S. Customs territory, and its trade with foreign countries is included in the U.S. export and import statistics.

The U.S. export and import statistics include merchandise trade between the U.S. Virgin Islands and foreign countries even though the U.S. Virgin Islands are not officially a part of the U.S. Customs territory. Data on trade of other U.S. outlying possessions with foreign countries are not compiled by the United States.