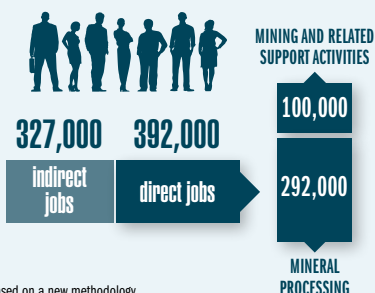




10 KEY FACTS on Canada's Minerals Sector

1 EMPLOYMENT 719,000 Jobs

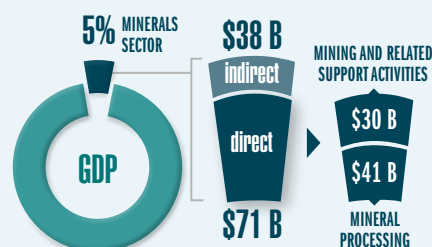
In 2019, the minerals sector directly and indirectly accounted for 719,000 jobs throughout the country in urban, rural and remote regions.



Source: Statistics Canada. Indirect estimates are based on a new methodology, which is not comparable with previous editions of this publication. For more information: [Employment in Canada's minerals sector](#).

2 GROSS DOMESTIC PRODUCT \$109 B


In 2019, the minerals sector directly and indirectly contributed \$109 billion or 5% to Canada's total nominal GDP.



Source: Statistics Canada. Indirect estimates are based on a new methodology, which is not comparable with previous editions of this publication. For more information: [Nominal GDP in the minerals sector](#).

3 CLEAN ENERGY APPLICATIONS Minerals are enablers

Canada is primed to respond to growing demand for commodities required in clean energy technologies. The country is a key global producer of copper, nickel and cobalt, and hosts advanced mineral projects for rare earth elements, lithium and graphite. These commodities are crucial in the production of solar cells, high-density batteries and wind turbines.



For more information: [Enabling Clean Energy Applications](#).

4 EXPORTS \$106 B

Valued at \$106 billion in 2019, mineral exports accounted for 19% of Canada's total domestic exports.



Source: Natural Resources Canada calculations, based on Statistics Canada data. For more information: [Trade](#).

5 INVESTMENT \$14 B

In 2019, the minerals sector invested \$14 billion in new capital construction and in machinery and equipment, accounting for 5% of total non-residential capital investment in Canada.



Source: Natural Resources Canada calculations, based on Statistics Canada data. For more information: [Minerals Sector Investment](#).

6 CANADIAN MINING ASSETS \$272 B


In 2018, publicly traded Canadian-based companies had total mining and exploration assets of \$272 billion. About two-thirds (\$174 billion) were located abroad.



Source: Natural Resources Canada estimates, based on company filings. For more information: [Canadian Mining Assets](#).

7 PRODUCTION \$48 B

In 2019, mineral production totalled \$48 billion. Canada produces some 60 minerals and metals at 200 active mines and 6,500 sand and gravel pits and stone quarries.



Sources: Natural Resources Canada; Statistics Canada; U.S. Geological Survey; World Nuclear Association. For more information: [Canadian Mineral Production](#).

8 EXPLORATION \$2.1 B

In 2019, Canada's mineral exploration and deposit appraisal expenditures amounted to \$2.1 billion.



Canada — a leader in worldwide exploration

Canadian-headquartered companies accounted for 31% of global non-ferrous exploration budgets.

Canada was the destination for 14% of global non-ferrous exploration budgets.

Sources: Natural Resources Canada; S&P Global Market Intelligence. For more information: [Canadian Mineral Exploration](#).

9 FINANCING \$12.5 B

The Toronto Stock Exchange (TSX) and TSX Venture Exchange (TSXV) are the world's number one mining and exploration listing venues, where over half (\$12.5 billion) of the world's total equity capital was raised in 2019.



Source: TMX Group. For more information: [Financing](#).

10 INDIGENOUS PARTICIPATION 16,500 Jobs

The minerals industry is an important employer of Indigenous peoples, providing jobs to over 16,500 individuals. Indigenous people account for 12% of mining's labour force, amongst the highest representation by industry.



493 agreements between 2000 and 2019

An estimated 493 agreements were signed between mining and exploration companies and Indigenous communities or governments.

Source: Natural Resources Canada, Statistics Canada (2016 Census). For more information: [Indigenous participation](#)